



Premium
by Berenson.

DISPLAY PROGRAM
Supplement



Berenson’s showroom presentation option!

Premium by Berenson is a signature display program, designed for high-end showrooms with a discerning eye.

We’ve curated our best selling parts & finishes and distilled them into exclusive display boards. These larger, more sophisticated boards can be wall mounted, allowing for a unique and elegant presentation.

Feature best selling items organized by style or product type.

Boards can be purchased as a set or separately.

Acrylic branding piece can be ordered separately.

Boards measure 15 9/16in. x 23 3/4in. x 1/2in.



Branding piece: 0528-SIGN-01
Measures 2 3/4in. x 1in. x 1/8in. Shown to scale.



Side view of the board to show thickness.

TABLE OF CONTENTS

General Information

Sample Program	5
Key to Codes	22
Spec Data	23-43

Premium Display Boards

Appliance Pull Premium Display Board 01	6-7
<i>Aspire, Elevate, Hearthstone, Meadow, Metro, Subtle Surge</i>	
Bar Pull Premium Display Board 01	8-9
<i>Radial Reign, Rivet Rebel</i>	
Contemporary Premium Display Board 01	10-11
<i>Dual, Edge, I-Spazio, Spiral</i>	
Contemporary Premium Display Board 03	12-13
<i>Bravo, Elevate, Epoch Edge</i>	
Contemporary Premium Display Board 04	14-15
<i>Metro, Skyline, Swagger</i>	
Traditional Premium Display Board 01	16-17
<i>Echo, Hearthstone, Tailored Traditional</i>	
Transitional Premium Display Board 01	18-19
<i>Designers' Group Ten, Meadow, Tempo</i>	
Transitional Premium Display Board 02	20-21
<i>Aspire, Domestic Bliss, Subtle Surge</i>	



SAMPLICITY

Scan the QR Code for more details!

BENEFITS

We want to ensure that our customers are confident in their purchase with us, which is why we make ordering samples simple and convenient. Through Samplcity, our industry-leading sample program, we provide a hassle-free customer experience and more samples than anyone else!

Sample requests can be placed through our website, www.BerensonHardware.com by industry professionals who have a registered account. Samples will be sent directly to the address provided.

FREE SAMPLE CLIP

As a bonus, you can choose to receive a free sample clip with your order. This unique clip lets you preview how our hardware looks on your cabinet door or drawer without the commitment of drilling holes.

Choose between a 1in. clip, best for doors, or a 3in. clip, best for drawers.

NUMBER OF SAMPLES

Order up to 5 samples.
(Limit of 1 piece per style).

PRODUCTS INCLUDED

Berenson and Advantage Plus by Berenson knobs and pulls of 160mm CC or less.

PLEASE NOTE: Longer lengths and R. Christensen by Berenson hardware can be ordered as a sample at 50% off MSRP with paid flat rate shipping (\$4 per part). Hooks, latches and appliance pulls are not available as samples.

*Sample parts are not for display.
Please contact us for display items and options.*

SHIPPING

Free samples also qualify for free shipping! All samples are shipped via USPS mail.

You must have a mail receptacle to receive the package.

3 EASY STEPS

1

Log in to your account at www.BerensonHardware.com.

Find the part you would like a sample of and click on its item number or description.

This will bring up the Item Detail page and the **Request A Sample** button.

2

A window will pop up requesting **shipping info** and credit card info, if the sample requires a payment.

3

After you fill in the required information, click **Submit Sample Request** and your request will be processed.

Featuring the Metro Collection in Brushed Nickel with 1in. Sample Clip



Appliance Pull Premium Display Board 01

Featuring Berenson's Top Selling Collections in Longer Lengths

Part Number: 0520-6000-03




ASPIRE 18in. CC Length

Finishes




ELEVATE 18in. CC Length

Finishes



HEARTHSTONE 18in. CC Length

Finishes




*Polished Nickel is available as a part of Designers' Group Ten which offers a variety of styles.




MEADOW 448mm CC Length

Finishes




METRO 18in. CC Length

Finishes



SUBTLE SURGE 18in. CC Length

Finishes






Bar Pull Premium Display Board 01

Featuring Berenson's Radial Reign and Rivet Rebel Collections

Part Number: 0577-6000-03




RADIAL REIGN Finishes

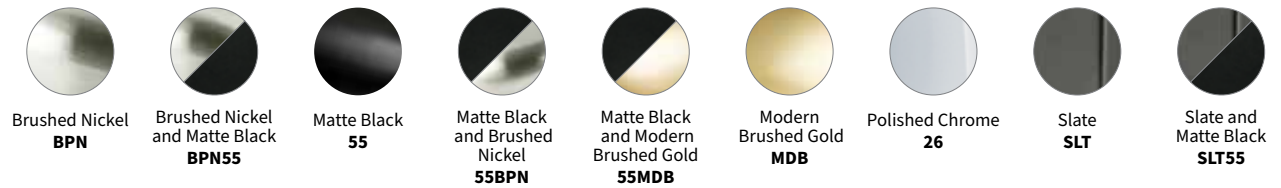


Sizes

96mm, 128mm, 160mm, 224mm, 12in. CC, Knob



RIVET REBEL Finishes



Sizes

96mm, 128mm, 160mm, 224mm, 12in. CC, Knob





Contemporary Premium Display Board 01

Featuring R. Christensen by Berenson's Dual, Edge, I-Spazio, and Spiral Collections

Part Number: 0521-6000-03




DUAL Finishes




Sizes

16mm, 128mm, 160mm, 192mm CC



EDGE Finishes




Sizes

96mm, 160mm CC



I-SPAZIO Finishes




Sizes

128mm, 192mm CC



SPIRAL Finishes



Sizes

160mm, 224mm, 320mm CC





Contemporary Premium Display Board 03

Featuring Berenson's Bravo, Elevate, and Epoch Edge Collections

Part Number: 0526-6000-03



BRAVO Finishes




Sizes

32mm, 56mm, 112mm, 169mm CC

*Aluminum edge pull only available in 96 7/16in. length. Made to cut down to required size.



ELEVATE Finishes




Sizes

96mm, 128mm, 160mm, 256mm, 320mm, 18in. CC, Knob



EPOCH EDGE Finishes



Sizes

96mm, 128mm, 160mm, 224mm, 12in. CC, Knob




Contemporary Premium Display Board 04

Featuring Berenson's Metro, Skyline, and Swagger Collections

Part Number: 0527-6000-03



METRO Finishes



Sizes

96mm, 128mm, 160mm, 224mm, 320mm, 18in. CC, Knob
**Polished Copper is not available in the 18in. CC length*




SKYLINE Finishes



Sizes

3in. & 96mm, 160mm, 224mm, 320mm CC, Knob



SWAGGER Finishes



Sizes

96mm, 128mm, 160mm, 224mm, 320mm CC, Knob






Traditional Premium Display Board 01

Featuring Berenson's Echo, Hearthstone, and Tailored Traditional Collections

Part Number: 0525-6000-03



ECHO Finishes



Sizes
3in., 96mm CC, Knob




HEARTHSTONE Finishes



Sizes
3in., 96mm, 128mm, 160mm, 6in., 12in., 18in. CC, Knob
**Weathered Verona Bronze is not available in the 18in. CC length.*



TAILORED TRADITIONAL Finishes



Sizes
96mm, 128mm, 160mm, 224mm, 12in. CC, Knob





Transitional Premium Display Board 01

Featuring Berenson's Designers' Group Ten, Meadow, and Tempo Collections

Part Number: 0522-6000-03



DESIGNERS' GROUP TEN Finishes



Polished Nickel
14



Sizes Shown*

96mm, 128mm, 160mm CC, Knobs

*Designers' Group Ten features hardware in a variety of styles and lengths.



MEADOW Finishes



Brushed Nickel
BPN




Graphite
GPH




Matte Black
55



Polished Chrome
26



Satin Gold
SG



Verona Bronze
VB



Sizes

96mm, 128mm, 160mm, 256mm, 320mm, 448mm CC, Knob



TEMPO Finishes



Black
55




*Brushed Nickel
BPN



Modern
Brushed Gold
MDB



Polished Chrome
26



Verona Bronze
VB



Sizes

3in., 96mm, 128mm, 160mm, 192mm, 224mm, 256mm, 320mm CC, Knob

*Brushed Nickel available in additional lengths.




Transitional Premium Display Board 02

Featuring Berenson's Aspire, Domestic Bliss, and Subtle Surge Collections

Part Number: 0523-6000-03



ASPIRE Finishes




Sizes

96mm, 128mm, 160mm, 12in., 18in. CC, Knob
**Brushed Copper is not available in the 18in. CC length*



DOMESTIC BLISS Finishes




Sizes

96mm, 128mm, 160mm, 224mm, 320mm, Knob



SUBTLE SURGE Finishes



Sizes

96mm, 128mm, 160mm, 224mm, 12in., 18in. CC, Knob





KEY TO CODES

Scan the QR Code for more details!

PART NUMBER BREAKDOWN

Parts Are Identified As Follows:

ITEM #: Four-digit item code (followed by a dash)

MATERIAL: One-digit primary material code

FINISH: Two-digit code or a character code (two or three letters) to distinguish the finish (followed by a dash)

PACKAGING: One-letter packaging code



EXAMPLE

Part Number:

2368-1MDB-P

ITEM #

PACKAGING

MATERIAL

FINISH

Description of Above Example:
Zinc Diecast, Modern Brushed Gold,
Polybagged w/Mounting Hardware

KEY TO MATERIAL CODES

- 1 Zinc Diecast (Zamac)
- 2 Steel
- 4 Aluminum

KEY TO PACKAGING CODES

- B** Item is supplied in bulk without mounting screws or escutcheon pins. (Mounting hardware ordered separately.)
- C** Item is supplied in a carton with 8-32 x 1in. or M4 x 45mm break off screws.
- P** Item is individually polybagged with 8-32 x 1in. screws or other mounting hardware. Appliance pulls come with 10-24 x 1in. screws.

KEY TO FINISH CODES

- | | | | |
|-------|-------------------------------------|-------|-------------------------|
| 55 | Black/Matte Black/Satin Black | MDB | Modern Brushed Gold |
| 55BPN | Matte Black and Brushed Nickel | ORB | Oil Rubbed Bronze |
| 55MDB | Matte Black and Modern Brushed Gold | 26 | Polished Chrome |
| 98 | Black Nickel | PC | Polished Copper |
| ALU | Aluminum | 14 | Polished Nickel |
| BC | Brushed Copper | SG | Satin Gold |
| BPN | Brushed Nickel | SLT | Slate |
| BPN55 | Brushed Nickel and Matte Black | SLT55 | Slate and Matte Black |
| BT | Brushed Tin | VB | Verona Bronze |
| DC | Dull Chrome | VTN | Vintage Nickel |
| GPH | Graphite | WVB | Weathered Verona Bronze |



PRICING BREAKDOWN

Scan the QR code for the most updated pricing brackets for codes A-E.

SPEC DATA

Aspire Appliance Pull Premium Display Board 01

Part No.	Product Type	Finish	Material	CC	Length	Width	Height/Projection	Hand Clearance	Diameter	Base	Tap/ Screws(Qty)	Page No.
2148-1BPN-P	App. Pull	Brushed Nickel	Zinc	18in.	18 3/8in.	1 1/2in.	1 13/16in.	1 3/8in.	-	1/2in.	10-24 x 1in. (2)	7
2149-10BT-P	App. Pull	Brushed Tin	Zinc	18in.	18 3/8in.	1 1/2in.	1 13/16in.	1 3/8in.	-	1/2in.	10-24 x 1in. (2)	7
2140-1055-P	App. Pull	Matte Black	Zinc	18in.	18 3/8in.	1 1/2in.	1 13/16in.	1 3/8in.	-	1/2in.	10-24 x 1in. (2)	7
2134-1MDB-P ◀	App. Pull	Modern Brushed Gold	Zinc	18in.	18 3/8in.	1 1/2in.	1 13/16in.	1 3/8in.	-	1/2in.	10-24 x 1in. (2)	7
2147-1026-P	App. Pull	Polished Chrome	Zinc	18in.	18 3/8in.	1 1/2in.	1 13/16in.	1 3/8in.	-	1/2in.	10-24 x 1in. (2)	7
2150-10VB-P	App. Pull	Verona Bronze	Zinc	18in.	18 3/8in.	1 1/2in.	1 13/16in.	1 3/8in.	-	1/2in.	10-24 x 1in. (2)	7

Elevate Appliance Pull Premium Display Board 01

Part No.	Product Type	Finish	Material	CC	Length	Width	Height/Projection	Hand Clearance	Diameter	Base	Tap/ Screws(Qty)	Page No.
2101-4BPN-P	App. Pull	Brushed Nickel	Aluminum	18in.	19 3/8in.	1 3/8in.	2in.	1 3/8in.	-	13/16in.	10-24 x 1in. (2)	7
2114-4GPH-P ◀	App. Pull	Graphite	Aluminum	18in.	19 3/8in.	1 3/8in.	2in.	1 3/8in.	-	13/16in.	10-24 x 1in. (2)	7
2121-4055-P	App. Pull	Matte Black	Aluminum	18in.	19 3/8in.	1 3/8in.	2in.	1 3/8in.	-	13/16in.	10-24 x 1in. (2)	7
2128-4026-P	App. Pull	Polished Chrome	Aluminum	18in.	19 3/8in.	1 3/8in.	2in.	1 3/8in.	-	13/16in.	10-24 x 1in. (2)	7
2107-40SG-P	App. Pull	Satin Gold	Aluminum	18in.	19 3/8in.	1 3/8in.	2in.	1 3/8in.	-	13/16in.	10-24 x 1in. (2)	7
2100-40VB-P	App. Pull	Verona Bronze	Aluminum	18in.	19 3/8in.	1 3/8in.	2in.	1 3/8in.	-	13/16in.	10-24 x 1in. (2)	7

Hearthstone Appliance Pull Premium Display Board 01

Part No.	Product Type	Finish	Material	CC	Length	Width	Height/Projection	Hand Clearance	Diameter	Base	Tap/ Screws(Qty)	Page No.
2168-1BPN-P	App. Pull	Brushed Nickel	Zinc	18in.	19 1/4in.	1 1/8in.	1 5/8in.	1 3/8in.	-	1 3/8in.	10-24 x 1in. (2)	7
2169-1055-P	App. Pull	Matte Black	Zinc	18in.	19 1/4in.	1 1/8in.	1 5/8in.	1 3/8in.	-	1 3/8in.	10-24 x 1in. (2)	7
2157-1MDB-P ◀	App. Pull	Modern Brushed Gold	Zinc	18in.	19 1/4in.	1 1/8in.	1 5/8in.	1 3/8in.	-	1 3/8in.	10-24 x 1in. (2)	7
*4145-1014-P	App. Pull	Polished Nickel	Zinc	18in.	19 1/4in.	1 1/8in.	1 5/8in.	1 3/8in.	-	1 3/8in.	10-24 x 1in. (2)	7
2167-10VB-P	App. Pull	Verona Bronze	Zinc	18in.	19 1/4in.	1 1/8in.	1 5/8in.	1 3/8in.	-	1 3/8in.	10-24 x 1in. (2)	7
2165-1VTN-P	App. Pull	Vintage Nickel	Zinc	18in.	19 1/4in.	1 1/8in.	1 5/8in.	1 3/8in.	-	1 3/8in.	10-24 x 1in. (2)	7

*Polished Nickel is available as a part of Designers' Group Ten which offers a variety of styles.

Meadow Appliance Pull Premium Display Board 01

Part No.	Product Type	Finish	Material	CC	Length	Width	Height/Projection	Hand Clearance	Diameter	Base	Tap/ Screws(Qty)	Page No.
2302-4BPN-P	App. Pull	Brushed Nickel	Aluminum	448mm	19 1/4in.	25/32in.	1 1/4in.	31/32in.	-	17/32in.	10-24 x 1in. (2)	7
2285-4GPH-P	App. Pull	Graphite	Aluminum	448mm	19 1/4in.	25/32in.	1 1/4in.	31/32in.	-	17/32in.	10-24 x 1in. (2)	7
2292-4055-P ◀	App. Pull	Matte Black	Aluminum	448mm	19 1/4in.	25/32in.	1 1/4in.	31/32in.	-	17/32in.	10-24 x 1in. (2)	7
2299-4026-P	App. Pull	Polished Chrome	Aluminum	448mm	19 1/4in.	25/32in.	1 1/4in.	31/32in.	-	17/32in.	10-24 x 1in. (2)	7
2278-40SG-P	App. Pull	Satin Gold	Aluminum	448mm	19 1/4in.	25/32in.	1 1/4in.	31/32in.	-	17/32in.	10-24 x 1in. (2)	7
2301-40VB-P	App. Pull	Verona Bronze	Aluminum	448mm	19 1/4in.	25/32in.	1 1/4in.	31/32in.	-	17/32in.	10-24 x 1in. (2)	7

Triangle represents part featured on the board ◀

SPEC DATA

Metro Appliance Pull Premium Display Board 01

Part No.	Product Type	Finish	Material	CC	Length	Width	Height/Projection	Hand Clearance	Diameter	Base	Tap/ Screws(Qty)	Page No.
9860-1BPN-P	App. Pull	Brushed Nickel	Zinc	18in.	18 1/4in.	1 1/16in.	2 3/32in.	1 25/64in.	-	23/32in.	10-24 x 1in. (2)	7
9861-1055-P	App. Pull	Matte Black	Zinc	18in.	18 1/4in.	1 1/16in.	2 3/32in.	1 25/64in.	-	23/32in.	10-24 x 1in. (2)	7
9912-1MDB-P ◀	App. Pull	Modern Brushed Gold	Zinc	18in.	18 1/4in.	1 1/16in.	2 3/32in.	1 25/64in.	-	23/32in.	10-24 x 1in. (2)	7
9916-1026-P	App. Pull	Polished Chrome	Zinc	18in.	18 1/4in.	1 1/16in.	2 3/32in.	1 25/64in.	-	23/32in.	10-24 x 1in. (2)	7
9973-1SLT-P	App. Pull	Slate	Zinc	18in.	18 1/4in.	1 1/16in.	2 3/32in.	1 25/64in.	-	23/32in.	10-24 x 1in. (2)	7

Subtle Surge Appliance Pull Premium Display Board 01

Part No.	Product Type	Finish	Material	CC	Length	Width	Height/Projection	Hand Clearance	Diameter	Base	Tap/ Screws(Qty)	Page No.
1115-1BPN-P ◀	App. Pull	Brushed Nickel	Zinc	18in.	18 7/16in.	25/32in.	2 3/32in.	1 3/16in.	-	1 1/2in.	10-24 x 1in. (2)	7
1119-1055-P	App. Pull	Matte Black	Zinc	18in.	18 7/16in.	25/32in.	2 3/32in.	1 3/16in.	-	1 1/2in.	10-24 x 1in. (2)	7
1114-1MDB-P	App. Pull	Modern Brushed Gold	Zinc	18in.	18 7/16in.	25/32in.	2 3/32in.	1 3/16in.	-	1 1/2in.	10-24 x 1in. (2)	7
1116-1014-P	App. Pull	Polished Nickel	Zinc	18in.	18 7/16in.	25/32in.	2 3/32in.	1 3/16in.	-	1 1/2in.	10-24 x 1in. (2)	7
1117-10VB-P	App. Pull	Verona Bronze	Zinc	18in.	18 7/16in.	25/32in.	2 3/32in.	1 3/16in.	-	1 1/2in.	10-24 x 1in. (2)	7
1118-1VTN-P	App. Pull	Vintage Nickel	Zinc	18in.	18 7/16in.	25/32in.	2 3/32in.	1 3/16in.	-	1 1/2in.	10-24 x 1in. (2)	7

Radial Reign Bar Pull Premium Display Board 01

Part No.	Product Type	Finish	Material	CC	Length	Width	Height/Projection	Hand Clearance	Diameter	Base	Tap/ Screws(Qty)	Page No.
5077-4098-P	App. Pull	Black Nickel	Aluminum	12in.	14 3/8in.	23/32in.	1 7/16in.	13/16in.	-	15/32in.	10-24 x 1in. (2)	9
5029-4BPN-P	App. Pull	Brushed Nickel	Aluminum	12in.	14 3/8in.	23/32in.	1 7/16in.	13/16in.	-	15/32in.	10-24 x 1in. (2)	9
5071-4BPN55-P	App. Pull	Brushed Nickel and Matte Black	Aluminum	12in.	14 3/8in.	23/32in.	1 7/16in.	13/16in.	-	15/32in.	10-24 x 1in. (2)	9
5041-4055-P	App. Pull	Matte Black	Aluminum	12in.	14 3/8in.	23/32in.	1 7/16in.	13/16in.	-	15/32in.	10-24 x 1in. (2)	9
5065-455BPN-P	App. Pull	Matte Black and Brushed Nickel	Aluminum	12in.	14 3/8in.	23/32in.	1 7/16in.	13/16in.	-	15/32in.	10-24 x 1in. (2)	9
5059-455MDB-P	App. Pull	Matte Black and Modern Brushed Gold	Aluminum	12in.	14 3/8in.	23/32in.	1 7/16in.	13/16in.	-	15/32in.	10-24 x 1in. (2)	9
5053-4MDB-P ◀	App. Pull	Modern Brushed Gold	Aluminum	12in.	14 3/8in.	23/32in.	1 7/16in.	13/16in.	-	15/32in.	10-24 x 1in. (2)	9
5035-4026-P	App. Pull	Polished Chrome	Aluminum	12in.	14 3/8in.	23/32in.	1 7/16in.	13/16in.	-	15/32in.	10-24 x 1in. (2)	9
5047-4SLT-P	App. Pull	Slate	Aluminum	12in.	14 3/8in.	23/32in.	1 7/16in.	13/16in.	-	15/32in.	10-24 x 1in. (2)	9
5076-4098-P	Pull	Black Nickel	Aluminum	224mm	11 3/16in.	23/32in.	1 7/16in.	13/16in.	-	15/32in.	8-32 x 1in. (2)	9
5028-4BPN-P	Pull	Brushed Nickel	Aluminum	224mm	11 3/16in.	23/32in.	1 7/16in.	13/16in.	-	15/32in.	8-32 x 1in. (2)	9
5070-4BPN55-P ◀	Pull	Brushed Nickel and Matte Black	Aluminum	224mm	11 3/16in.	23/32in.	1 7/16in.	13/16in.	-	15/32in.	8-32 x 1in. (2)	9
5040-4055-P	Pull	Matte Black	Aluminum	224mm	11 3/16in.	23/32in.	1 7/16in.	13/16in.	-	15/32in.	8-32 x 1in. (2)	9
5064-455BPN-P	Pull	Matte Black and Brushed Nickel	Aluminum	224mm	11 3/16in.	23/32in.	1 7/16in.	13/16in.	-	15/32in.	8-32 x 1in. (2)	9
5058-455MDB-P	Pull	Matte Black and Modern Brushed Gold	Aluminum	224mm	11 3/16in.	23/32in.	1 7/16in.	13/16in.	-	15/32in.	8-32 x 1in. (2)	9
5052-4MDB-P	Pull	Modern Brushed Gold	Aluminum	224mm	11 3/16in.	23/32in.	1 7/16in.	13/16in.	-	15/32in.	8-32 x 1in. (2)	9
5034-4026-P	Pull	Polished Chrome	Aluminum	224mm	11 3/16in.	23/32in.	1 7/16in.	13/16in.	-	15/32in.	8-32 x 1in. (2)	9
5046-4SLT-P	Pull	Slate	Aluminum	224mm	11 3/16in.	23/32in.	1 7/16in.	13/16in.	-	15/32in.	8-32 x 1in. (2)	9
5075-4098-P	Pull	Black Nickel	Aluminum	160mm	8 21/32in.	23/32in.	1 7/16in.	13/16in.	-	15/32in.	8-32 x 1in. (2)	9
5027-4BPN-P ◀	Pull	Brushed Nickel	Aluminum	160mm	8 21/32in.	23/32in.	1 7/16in.	13/16in.	-	15/32in.	8-32 x 1in. (2)	9

Radial Reign Bar Pull Premium Display Board 01 (continued)

Part No.	Product Type	Finish	Material	CC	Length	Width	Height/Projection	Hand Clearance	Diameter	Base	Tap/ Screws(Qty)	Page No.
5069-4BPN55-P	Pull	Brushed Nickel and Matte Black	Aluminum	160mm	8 21/32in.	23/32in.	1 7/16in.	13/16in.	-	15/32in.	8-32 x 1in. (2)	9
5039-4055-P	Pull	Matte Black	Aluminum	160mm	8 21/32in.	23/32in.	1 7/16in.	13/16in.	-	15/32in.	8-32 x 1in. (2)	9
5063-455BPN-P	Pull	Matte Black and Brushed Nickel	Aluminum	160mm	8 21/32in.	23/32in.	1 7/16in.	13/16in.	-	15/32in.	8-32 x 1in. (2)	9
5057-455MDB-P ◀	Pull	Matte Black and Modern Brushed Gold	Aluminum	160mm	8 21/32in.	23/32in.	1 7/16in.	13/16in.	-	15/32in.	8-32 x 1in. (2)	9
5051-4MDB-P	Pull	Modern Brushed Gold	Aluminum	160mm	8 21/32in.	23/32in.	1 7/16in.	13/16in.	-	15/32in.	8-32 x 1in. (2)	9
5033-4026-P	Pull	Polished Chrome	Aluminum	160mm	8 21/32in.	23/32in.	1 7/16in.	13/16in.	-	15/32in.	8-32 x 1in. (2)	9
5045-4SLT-P	Pull	Slate	Aluminum	160mm	8 21/32in.	23/32in.	1 7/16in.	13/16in.	-	15/32in.	8-32 x 1in. (2)	9
5074-4098-P ◀	Pull	Black Nickel	Aluminum	128mm	7 13/32in.	23/32in.	1 7/16in.	13/16in.	-	15/32in.	8-32 x 1in. (2)	9
5026-4BPN-P	Pull	Brushed Nickel	Aluminum	128mm	7 13/32in.	23/32in.	1 7/16in.	13/16in.	-	15/32in.	8-32 x 1in. (2)	9
5068-4BPN55-P	Pull	Brushed Nickel and Matte Black	Aluminum	128mm	7 13/32in.	23/32in.	1 7/16in.	13/16in.	-	15/32in.	8-32 x 1in. (2)	9
5038-4055-P	Pull	Matte Black	Aluminum	128mm	7 13/32in.	23/32in.	1 7/16in.	13/16in.	-	15/32in.	8-32 x 1in. (2)	9
5062-455BPN-P	Pull	Matte Black and Brushed Nickel	Aluminum	128mm	7 13/32in.	23/32in.	1 7/16in.	13/16in.	-	15/32in.	8-32 x 1in. (2)	9
5056-455MDB-P	Pull	Matte Black and Modern Brushed Gold	Aluminum	128mm	7 13/32in.	23/32in.	1 7/16in.	13/16in.	-	15/32in.	8-32 x 1in. (2)	9
5050-4MDB-P	Pull	Modern Brushed Gold	Aluminum	128mm	7 13/32in.	23/32in.	1 7/16in.	13/16in.	-	15/32in.	8-32 x 1in. (2)	9
5032-4026-P	Pull	Polished Chrome	Aluminum	128mm	7 13/32in.	23/32in.	1 7/16in.	13/16in.	-	15/32in.	8-32 x 1in. (2)	9
5044-4SLT-P	Pull	Slate	Aluminum	128mm	7 13/32in.	23/32in.	1 7/16in.	13/16in.	-	15/32in.	8-32 x 1in. (2)	9
5073-4098-P	Pull	Black Nickel	Aluminum	96mm	6 5/32in.	23/32in.	1 7/16in.	13/16in.	-	15/32in.	8-32 x 1in. (2)	9
5025-4BPN-P	Pull	Brushed Nickel	Aluminum	96mm	6 5/32in.	23/32in.	1 7/16in.	13/16in.	-	15/32in.	8-32 x 1in. (2)	9
5067-4BPN55-P	Pull	Brushed Nickel and Matte Black	Aluminum	96mm	6 5/32in.	23/32in.	1 7/16in.	13/16in.	-	15/32in.	8-32 x 1in. (2)	9
5037-4055-P ◀	Pull	Matte Black	Aluminum	96mm	6 5/32in.	23/32in.	1 7/16in.	13/16in.	-	15/32in.	8-32 x 1in. (2)	9
5061-455BPN-P	Pull	Matte Black and Brushed Nickel	Aluminum	96mm	6 5/32in.	23/32in.	1 7/16in.	13/16in.	-	15/32in.	8-32 x 1in. (2)	9
5055-455MDB-P	Pull	Matte Black and Modern Brushed Gold	Aluminum	96mm	6 5/32in.	23/32in.	1 7/16in.	13/16in.	-	15/32in.	8-32 x 1in. (2)	9
5049-4MDB-P	Pull	Modern Brushed Gold	Aluminum	96mm	6 5/32in.	23/32in.	1 7/16in.	13/16in.	-	15/32in.	8-32 x 1in. (2)	9
5031-4026-P	Pull	Polished Chrome	Aluminum	96mm	6 5/32in.	23/32in.	1 7/16in.	13/16in.	-	15/32in.	8-32 x 1in. (2)	9
5043-4SLT-P	Pull	Slate	Aluminum	96mm	6 5/32in.	23/32in.	1 7/16in.	13/16in.	-	15/32in.	8-32 x 1in. (2)	9
5072-4098-P	Knob	Black Nickel	Aluminum	-	2in.	23/32in.	1 7/16in.	13/16in.	-	15/32in.	8-32 x 1in. (1)	9
5024-4BPN-P	Knob	Brushed Nickel	Aluminum	-	2in.	23/32in.	1 7/16in.	13/16in.	-	15/32in.	8-32 x 1in. (1)	9
5066-4BPN55-P	Knob	Brushed Nickel and Matte Black	Aluminum	-	2in.	23/32in.	1 7/16in.	13/16in.	-	15/32in.	8-32 x 1in. (1)	9
5036-4055-P	Knob	Matte Black	Aluminum	-	2in.	23/32in.	1 7/16in.	13/16in.	-	15/32in.	8-32 x 1in. (1)	9
5060-455BPN-P	Knob	Matte Black and Brushed Nickel	Aluminum	-	2in.	23/32in.	1 7/16in.	13/16in.	-	15/32in.	8-32 x 1in. (1)	9
5054-455MDB-P	Knob	Matte Black and Modern Brushed Gold	Aluminum	-	2in.	23/32in.	1 7/16in.	13/16in.	-	15/32in.	8-32 x 1in. (1)	9
5048-4MDB-P ◀	Knob	Modern Brushed Gold	Aluminum	-	2in.	23/32in.	1 7/16in.	13/16in.	-	15/32in.	8-32 x 1in. (1)	9
5030-4026-P ◀	Knob	Polished Chrome	Aluminum	-	2in.	23/32in.	1 7/16in.	13/16in.	-	15/32in.	8-32 x 1in. (1)	9
5042-4SLT-P ◀	Knob	Slate	Aluminum	-	2in.	23/32in.	1 7/16in.	13/16in.	-	15/32in.	8-32 x 1in. (1)	9

SPEC DATA

Rivet Rebel Bar Pull Premium Display Board 01

Part No.	Product Type	Finish	Material	CC	Length	Width	Height/Projection	Hand Clearance	Diameter	Base	Tap/ Screws(Qty)	Page No.
5083-4BPN-P	App. Pull	Brushed Nickel	Aluminum	12in.	14 3/8in.	2 3/32in.	1 7/16in.	1 3/16in.	-	1 5/32in.	10-24 x 1in. (2)	9
5125-4BPN55-P	App. Pull	Brushed Nickel and Matte Black	Aluminum	12in.	14 3/8in.	2 3/32in.	1 7/16in.	1 3/16in.	-	1 5/32in.	10-24 x 1in. (2)	9
5095-4055-P	App. Pull	Matte Black	Aluminum	12in.	14 3/8in.	2 3/32in.	1 7/16in.	1 3/16in.	-	1 5/32in.	10-24 x 1in. (2)	9
5119-455BPN-P	App. Pull	Matte Black and Brushed Nickel	Aluminum	12in.	14 3/8in.	2 3/32in.	1 7/16in.	1 3/16in.	-	1 5/32in.	10-24 x 1in. (2)	9
5113-455MDB-P ◀	App. Pull	Matte Black and Modern Brushed Gold	Aluminum	12in.	14 3/8in.	2 3/32in.	1 7/16in.	1 3/16in.	-	1 5/32in.	10-24 x 1in. (2)	9
5107-4MDB-P	App. Pull	Modern Brushed Gold	Aluminum	12in.	14 3/8in.	2 3/32in.	1 7/16in.	1 3/16in.	-	1 5/32in.	10-24 x 1in. (2)	9
5089-4026-P	App. Pull	Polished Chrome	Aluminum	12in.	14 3/8in.	2 3/32in.	1 7/16in.	1 3/16in.	-	1 5/32in.	10-24 x 1in. (2)	9
5101-4SLT-P	App. Pull	Slate	Aluminum	12in.	14 3/8in.	2 3/32in.	1 7/16in.	1 3/16in.	-	1 5/32in.	10-24 x 1in. (2)	9
5131-4SLT55-P	App. Pull	Slate and Matte Black	Aluminum	12in.	14 3/8in.	2 3/32in.	1 7/16in.	1 3/16in.	-	1 5/32in.	10-24 x 1in. (2)	9
5082-4BPN-P	Pull	Brushed Nickel	Aluminum	224mm	11 3/16in.	2 3/32in.	1 7/16in.	1 3/16in.	-	1 5/32in.	8-32 x 1in. (2)	9
5124-4BPN55-P	Pull	Brushed Nickel and Matte Black	Aluminum	224mm	11 3/16in.	2 3/32in.	1 7/16in.	1 3/16in.	-	1 5/32in.	8-32 x 1in. (2)	9
5094-4055-P	Pull	Matte Black	Aluminum	224mm	11 3/16in.	2 3/32in.	1 7/16in.	1 3/16in.	-	1 5/32in.	8-32 x 1in. (2)	9
5118-455BPN-P ◀	Pull	Matte Black and Brushed Nickel	Aluminum	224mm	11 3/16in.	2 3/32in.	1 7/16in.	1 3/16in.	-	1 5/32in.	8-32 x 1in. (2)	9
5112-455MDB-P	Pull	Matte Black and Modern Brushed Gold	Aluminum	224mm	11 3/16in.	2 3/32in.	1 7/16in.	1 3/16in.	-	1 5/32in.	8-32 x 1in. (2)	9
5106-4MDB-P	Pull	Modern Brushed Gold	Aluminum	224mm	11 3/16in.	2 3/32in.	1 7/16in.	1 3/16in.	-	1 5/32in.	8-32 x 1in. (2)	9
5088-4026-P	Pull	Polished Chrome	Aluminum	224mm	11 3/16in.	2 3/32in.	1 7/16in.	1 3/16in.	-	1 5/32in.	8-32 x 1in. (2)	9
5100-4SLT-P	Pull	Slate	Aluminum	224mm	11 3/16in.	2 3/32in.	1 7/16in.	1 3/16in.	-	1 5/32in.	8-32 x 1in. (2)	9
5130-4SLT55-P	Pull	Slate and Matte Black	Aluminum	224mm	11 3/16in.	2 3/32in.	1 7/16in.	1 3/16in.	-	1 5/32in.	8-32 x 1in. (2)	9
5081-4BPN-P ◀	Pull	Brushed Nickel	Aluminum	160mm	8 2 1/32in.	2 3/32in.	1 7/16in.	1 3/16in.	-	1 5/32in.	8-32 x 1in. (2)	9
5123-4BPN55-P	Pull	Brushed Nickel and Matte Black	Aluminum	160mm	8 2 1/32in.	2 3/32in.	1 7/16in.	1 3/16in.	-	1 5/32in.	8-32 x 1in. (2)	9
5093-4055-P ◀	Pull	Matte Black	Aluminum	160mm	8 2 1/32in.	2 3/32in.	1 7/16in.	1 3/16in.	-	1 5/32in.	8-32 x 1in. (2)	9
5117-455BPN-P	Pull	Matte Black and Brushed Nickel	Aluminum	160mm	8 2 1/32in.	2 3/32in.	1 7/16in.	1 3/16in.	-	1 5/32in.	8-32 x 1in. (2)	9
5111-455MDB-P	Pull	Matte Black and Modern Brushed Gold	Aluminum	160mm	8 2 1/32in.	2 3/32in.	1 7/16in.	1 3/16in.	-	1 5/32in.	8-32 x 1in. (2)	9
5105-4MDB-P	Pull	Modern Brushed Gold	Aluminum	160mm	8 2 1/32in.	2 3/32in.	1 7/16in.	1 3/16in.	-	1 5/32in.	8-32 x 1in. (2)	9
5087-4026-P	Pull	Polished Chrome	Aluminum	160mm	8 2 1/32in.	2 3/32in.	1 7/16in.	1 3/16in.	-	1 5/32in.	8-32 x 1in. (2)	9
5099-4SLT-P	Pull	Slate	Aluminum	160mm	8 2 1/32in.	2 3/32in.	1 7/16in.	1 3/16in.	-	1 5/32in.	8-32 x 1in. (2)	9
5129-4SLT55-P	Pull	Slate and Matte Black	Aluminum	160mm	8 2 1/32in.	2 3/32in.	1 7/16in.	1 3/16in.	-	1 5/32in.	8-32 x 1in. (2)	9
5080-4BPN-P	Pull	Brushed Nickel	Aluminum	128mm	7 1 3/32in.	2 3/32in.	1 7/16in.	1 3/16in.	-	1 5/32in.	8-32 x 1in. (2)	9
5122-4BPN55-P ◀	Pull	Brushed Nickel and Matte Black	Aluminum	128mm	7 1 3/32in.	2 3/32in.	1 7/16in.	1 3/16in.	-	1 5/32in.	8-32 x 1in. (2)	9
5092-4055-P	Pull	Matte Black	Aluminum	128mm	7 1 3/32in.	2 3/32in.	1 7/16in.	1 3/16in.	-	1 5/32in.	8-32 x 1in. (2)	9
5116-455BPN-P	Pull	Matte Black and Brushed Nickel	Aluminum	128mm	7 1 3/32in.	2 3/32in.	1 7/16in.	1 3/16in.	-	1 5/32in.	8-32 x 1in. (2)	9
5110-455MDB-P	Pull	Matte Black and Modern Brushed Gold	Aluminum	128mm	7 1 3/32in.	2 3/32in.	1 7/16in.	1 3/16in.	-	1 5/32in.	8-32 x 1in. (2)	9
5104-4MDB-P	Pull	Modern Brushed Gold	Aluminum	128mm	7 1 3/32in.	2 3/32in.	1 7/16in.	1 3/16in.	-	1 5/32in.	8-32 x 1in. (2)	9
5086-4026-P	Pull	Polished Chrome	Aluminum	128mm	7 1 3/32in.	2 3/32in.	1 7/16in.	1 3/16in.	-	1 5/32in.	8-32 x 1in. (2)	9
5098-4SLT-P	Pull	Slate	Aluminum	128mm	7 1 3/32in.	2 3/32in.	1 7/16in.	1 3/16in.	-	1 5/32in.	8-32 x 1in. (2)	9
5128-4SLT55-P	Pull	Slate and Matte Black	Aluminum	128mm	7 1 3/32in.	2 3/32in.	1 7/16in.	1 3/16in.	-	1 5/32in.	8-32 x 1in. (2)	9
5079-4BPN-P	Pull	Brushed Nickel	Aluminum	96mm	6 5/32in.	2 3/32in.	1 7/16in.	1 3/16in.	-	1 5/32in.	8-32 x 1in. (2)	9

Rivet Rebel Bar Pull Premium Display Board 01 (continued)

Part No.	Product Type	Finish	Material	CC	Length	Width	Height/Projection	Hand Clearance	Diameter	Base	Tap/ Screws(Qty)	Page No.
5121-4BPN55-P	Pull	Brushed Nickel and Matte Black	Aluminum	96mm	6 5/32in.	2 3/32in.	1 7/16in.	1 3/16in.	-	1 5/32in.	8-32 x 1in. (2)	9
5091-4055-P	Pull	Matte Black	Aluminum	96mm	6 5/32in.	2 3/32in.	1 7/16in.	1 3/16in.	-	1 5/32in.	8-32 x 1in. (2)	9
5115-455BPN-P	Pull	Matte Black and Brushed Nickel	Aluminum	96mm	6 5/32in.	2 3/32in.	1 7/16in.	1 3/16in.	-	1 5/32in.	8-32 x 1in. (2)	9
5109-455MDB-P	Pull	Matte Black and Modern Brushed Gold	Aluminum	96mm	6 5/32in.	2 3/32in.	1 7/16in.	1 3/16in.	-	1 5/32in.	8-32 x 1in. (2)	9
5103-4MDB-P	Pull	Modern Brushed Gold	Aluminum	96mm	6 5/32in.	2 3/32in.	1 7/16in.	1 3/16in.	-	1 5/32in.	8-32 x 1in. (2)	9
5085-4026-P	Pull	Polished Chrome	Aluminum	96mm	6 5/32in.	2 3/32in.	1 7/16in.	1 3/16in.	-	1 5/32in.	8-32 x 1in. (2)	9
5097-4SLT-P ◀	Pull	Slate	Aluminum	96mm	6 5/32in.	2 3/32in.	1 7/16in.	1 3/16in.	-	1 5/32in.	8-32 x 1in. (2)	9
5127-4SLT55-P	Pull	Slate and Matte Black	Aluminum	96mm	6 5/32in.	2 3/32in.	1 7/16in.	1 3/16in.	-	1 5/32in.	8-32 x 1in. (2)	9
5078-4BPN-P	Knob	Brushed Nickel	Aluminum	-	2in.	2 3/32in.	1 7/16in.	1 3/16in.	-	1 5/32in.	8-32 x 1in. (1)	9
5120-4BPN55-P	Knob	Brushed Nickel and Matte Black	Aluminum	-	2in.	2 3/32in.	1 7/16in.	1 3/16in.	-	1 5/32in.	8-32 x 1in. (1)	9
5090-4055-P	Knob	Matte Black	Aluminum	-	2in.	2 3/32in.	1 7/16in.	1 3/16in.	-	1 5/32in.	8-32 x 1in. (1)	9
5114-455BPN-P	Knob	Matte Black and Brushed Nickel	Aluminum	-	2in.	2 3/32in.	1 7/16in.	1 3/16in.	-	1 5/32in.	8-32 x 1in. (1)	9
5108-455MDB-P	Knob	Matte Black and Modern Brushed Gold	Aluminum	-	2in.	2 3/32in.	1 7/16in.	1 3/16in.	-	1 5/32in.	8-32 x 1in. (1)	9
5102-4MDB-P ◀	Knob	Modern Brushed Gold	Aluminum	-	2in.	2 3/32in.	1 7/16in.	1 3/16in.	-	1 5/32in.	8-32 x 1in. (1)	9
5084-4026-P ◀	Knob	Polished Chrome	Aluminum	-	2in.	2 3/32in.	1 7/16in.	1 3/16in.	-	1 5/32in.	8-32 x 1in. (1)	9
5096-4SLT-P	Knob	Slate	Aluminum	-	2in.	2 3/32in.	1 7/16in.	1 3/16in.	-	1 5/32in.	8-32 x 1in. (1)	9
5126-4SLT55-P ◀	Knob	Slate and Matte Black	Aluminum	-	2in.	2 3/32in.	1 7/16in.	1 3/16in.	-	1 5/32in.	8-32 x 1in. (1)	9

Dual Contemporary Premium Display Board 01

Part No.	Product Type	Finish	Material	CC	Length	Width	Height/Projection	Hand Clearance	Diameter	Base	Tap/ Screws(Qty)	Page No.
9302-1BPN-C ◀	Pull	Brushed Nickel	Zinc	192mm	7 7/8in.	3/8in.	1in.	1 1/16in.	-	-	M4 x 45mm BO (2)	11
9304-10DC-C	Pull	Dull Chrome	Zinc	192mm	7 7/8in.	3/8in.	1in.	1 1/16in.	-	-	M4 x 45mm BO (2)	11
9303-1026-C	Pull	Polished Chrome	Zinc	192mm	7 7/8in.	3/8in.	1in.	1 1/16in.	-	-	M4 x 45mm BO (2)	11
9305-1BPN-C	Pull	Brushed Nickel	Zinc	160mm	6 5/8in.	3/8in.	1in.	4 3/16in.	-	-	M4 x 45mm BO (2)	11
9307-10DC-C	Pull	Dull Chrome	Zinc	160mm	6 5/8in.	3/8in.	1in.	4 3/16in.	-	-	M4 x 45mm BO (2)	11
9306-1026-C ◀	Pull	Polished Chrome	Zinc	160mm	6 5/8in.	3/8in.	1in.	4 3/16in.	-	-	M4 x 45mm BO (2)	11
9308-1BPN-C	Pull	Brushed Nickel	Zinc	128mm	5 3/8in.	3/8in.	1in.	2 1/2in.	-	-	M4 x 45mm BO (2)	11
9310-10DC-C ◀	Pull	Dull Chrome	Zinc	128mm	5 3/8in.	3/8in.	1in.	2 1/2in.	-	-	M4 x 45mm BO (2)	11
9309-1026-C	Pull	Polished Chrome	Zinc	128mm	5 3/8in.	3/8in.	1in.	2 1/2in.	-	-	M4 x 45mm BO (2)	11
9311-1BPN-C	Pull	Brushed Nickel	Zinc	16mm	1in.	3/8in.	1in.	1 1/16in.	-	-	M4 x 45mm BO (2)	11
9314-10DC-C	Pull	Dull Chrome	Zinc	16mm	1in.	3/8in.	1in.	1 1/16in.	-	-	M4 x 45mm BO (2)	11
9313-1026-C ◀	Pull	Polished Chrome	Zinc	16mm	1in.	3/8in.	1in.	1 1/16in.	-	-	M4 x 45mm BO (2)	11

SPEC DATA

Edge Contemporary Premium Display Board 01

Part No.	Product Type	Finish	Material	CC	Length	Width	Height/Projection	Hand Clearance	Diameter	Base	Tap/ Screws(Qty)	Page No.
9269-1BPN-C ◀	Pull	Brushed Nickel	Zinc	160mm	7 3/8in.	5/16in.	1 3/8in.	5/16in.	-	1 3/16in.	M4 x 45mm BO (2)	11
9271-10DC-C ◀	Pull	Dull Chrome	Zinc	160mm	7 3/8in.	5/16in.	1 3/8in.	5/16in.	-	1 3/16in.	M4 x 45mm BO (2)	11
9270-1026-C	Pull	Polished Chrome	Zinc	160mm	7 3/8in.	5/16in.	1 3/8in.	5/16in.	-	1 3/16in.	M4 x 45mm BO (2)	11
9272-1BPN-C	Pull	Brushed Nickel	Zinc	96mm	4 7/8in.	5/16in.	1 3/8in.	5/16in.	-	3/4in.	M4 x 45mm BO (2)	11
9274-10DC-C	Pull	Dull Chrome	Zinc	96mm	4 7/8in.	5/16in.	1 3/8in.	5/16in.	-	3/4in.	M4 x 45mm BO (2)	11
9273-1026-C ◀	Pull	Polished Chrome	Zinc	96mm	4 7/8in.	5/16in.	1 3/8in.	5/16in.	-	3/4in.	M4 x 45mm BO (2)	11

I-Spazio Contemporary Premium Display Board 01

Part No.	Product Type	Finish	Material	CC	Length	Width	Height/Projection	Hand Clearance	Diameter	Base	Tap/ Screws(Qty)	Page No.
1316-1055-C	Pull	Black	Zinc	192mm	10 1/4in.	1/4in.	1 1/4in.	5 7/16in.	-	5 1/8in.	M4 x 45mm BO (2)	11
1317-1055-C	Pull	Black	Zinc	192mm	10 1/4in.	1/4in.	1 1/4in.	5 7/16in.	-	3in.	M4 x 45mm BO (2)	11
9293-1BPN-C	Pull	Brushed Nickel	Zinc	192mm	10 1/4in.	1/4in.	1 1/4in.	5 7/16in.	-	5 1/8in.	M4 x 45mm BO (2)	11
9296-1BPN-C ◀	Pull	Brushed Nickel	Zinc	192mm	10 1/4in.	1/4in.	1 1/4in.	5 7/16in.	-	3in.	M4 x 45mm BO (2)	11
9295-10DC-C	Pull	Dull Chrome	Zinc	192mm	10 1/4in.	1/4in.	1 1/4in.	5 7/16in.	-	5 1/8in.	M4 x 45mm BO (2)	11
9298-10DC-C	Pull	Dull Chrome	Zinc	192mm	10 1/4in.	1/4in.	1 1/4in.	5 7/16in.	-	3in.	M4 x 45mm BO (2)	11
9294-1026-C ◀	Pull	Polished Chrome	Zinc	192mm	10 1/4in.	1/4in.	1 1/4in.	5 7/16in.	-	5 1/8in.	M4 x 45mm BO (2)	11
9297-1026-C	Pull	Polished Chrome	Zinc	192mm	10 1/4in.	1/4in.	1 1/4in.	5 7/16in.	-	3in.	M4 x 45mm BO (2)	11
1318-1055-C	Pull	Black	Zinc	128mm	7 7/8in.	1/4in.	1 1/4in.	5 7/16in.	-	2 7/32in.	M4 x 45mm BO (2)	11
9299-1BPN-C	Pull	Brushed Nickel	Zinc	128mm	7 7/8in.	1/4in.	1 1/4in.	5 7/16in.	-	2 7/32in.	M4 x 45mm BO (2)	11
9301-10DC-C ◀	Pull	Dull Chrome	Zinc	128mm	7 7/8in.	1/4in.	1 1/4in.	5 7/16in.	-	2 7/32in.	M4 x 45mm BO (2)	11
9300-1026-C	Pull	Polished Chrome	Zinc	128mm	7 7/8in.	1/4in.	1 1/4in.	5 7/16in.	-	2 7/32in.	M4 x 45mm BO (2)	11

Spiral Contemporary Premium Display Board 01

Part No.	Product Type	Finish	Material	CC	Length	Width	Height/Projection	Hand Clearance	Diameter	Base	Tap/ Screws(Qty)	Page No.
1144-1BPN-P ◀	Pull	Brushed Nickel	Zamak	320mm	13 3/8in.	3/4in.	1in.	4 5/16in.	-	7/8in.	M4 x 45mm BO (2)	11
1141-1026-P	Pull	Polished Chrome	Zamak	320mm	13 3/8in.	3/4in.	1in.	4 5/16in.	-	7/8in.	M4 x 45mm BO (2)	11
1143-1BPN-P	Pull	Brushed Nickel	Zamak	224mm	9 3/8in.	3/4in.	1in.	4 5/16in.	-	5/16in.	M4 x 45mm BO (2)	11
1140-1026-P ◀	Pull	Polished Chrome	Zamak	224mm	9 3/8in.	3/4in.	1in.	4 5/16in.	-	5/16in.	M4 x 45mm BO (2)	11
1142-1BPN-P ◀	Pull	Brushed Nickel	Zamak	160mm	6 1 1/16in.	3/4in.	1in.	4 5/16in.	-	7/16in.	M4 x 45mm BO (2)	11
1139-1026-P	Pull	Polished Chrome	Zamak	160mm	6 1 1/16in.	3/4in.	1in.	4 5/16in.	-	7/16in.	M4 x 45mm BO (2)	11

Bravo Contemporary Premium Display Board 03

*Edge Pulls measure 1/16in. thickness

Part No.	Product Type	Finish	Material	CC	Length	Width	Height/Projection	Hand Clearance	Diameter	Base	Tap/ Screws(Qty)	Page No.
1051-4ALU-B	Edge Pull	Aluminum	Aluminum	-	96 7/16in.	3/4in.	1 3/4in.	-	-	1 1/16in.	-	13
1049-40BC-P	Edge Pull	Brushed Copper	Aluminum	169mm	9 1/16in.	3/4in.	1 3/4in.	-	-	1 1/16in.	3/8in. Wood (2)	13
1065-4BPN-P	Edge Pull	Brushed Nickel	Aluminum	169mm	9 1/16in.	3/4in.	1 3/4in.	-	-	1 1/16in.	3/8in. Wood (2)	13
1076-4GPH-P	Edge Pull	Graphite	Aluminum	169mm	9 1/16in.	3/4in.	1 3/4in.	-	-	1 1/16in.	3/8in. Wood (2)	13
1066-4026-P	Edge Pull	Polished Chrome	Aluminum	169mm	9 1/16in.	3/4in.	1 3/4in.	-	-	1 1/16in.	3/8in. Wood (2)	13
1068-4055-P	Edge Pull	Satin Black	Aluminum	169mm	9 1/16in.	3/4in.	1 3/4in.	-	-	1 1/16in.	3/8in. Wood (2)	13
1072-40SG-P	Edge Pull	Satin Gold	Aluminum	169mm	9 1/16in.	3/4in.	1 3/4in.	-	-	1 1/16in.	3/8in. Wood (2)	13
1067-40VB-P	Edge Pull	Verona Bronze	Aluminum	169mm	9 1/16in.	3/4in.	1 3/4in.	-	-	1 1/16in.	3/8in. Wood (2)	13
1048-40BC-P	Edge Pull	Brushed Copper	Aluminum	112mm	6in.	3/4in.	1 3/4in.	-	-	1 1/16in.	3/8in. Wood (2)	13
1061-4BPN-P	Edge Pull	Brushed Nickel	Aluminum	112mm	6in.	3/4in.	1 3/4in.	-	-	1 1/16in.	3/8in. Wood (2)	13
1075-4GPH-P ◀	Edge Pull	Graphite	Aluminum	112mm	6in.	3/4in.	1 3/4in.	-	-	1 1/16in.	3/8in. Wood (2)	13
1062-4026-P	Edge Pull	Polished Chrome	Aluminum	112mm	6in.	3/4in.	1 3/4in.	-	-	1 1/16in.	3/8in. Wood (2)	13
1064-4055-P	Edge Pull	Satin Black	Aluminum	112mm	6in.	3/4in.	1 3/4in.	-	-	1 1/16in.	3/8in. Wood (2)	13
1071-40SG-P	Edge Pull	Satin Gold	Aluminum	112mm	6in.	3/4in.	1 3/4in.	-	-	1 1/16in.	3/8in. Wood (2)	13
1063-40VB-P	Edge Pull	Verona Bronze	Aluminum	112mm	6in.	3/4in.	1 3/4in.	-	-	1 1/16in.	3/8in. Wood (2)	13
1047-40BC-P	Edge Pull	Brushed Copper	Aluminum	56mm	3in.	3/4in.	1 3/4in.	-	-	1 1/16in.	3/8in. Wood (2)	13
1057-4BPN-P	Edge Pull	Brushed Nickel	Aluminum	56mm	3in.	3/4in.	1 3/4in.	-	-	1 1/16in.	3/8in. Wood (2)	13
1074-4GPH-P	Edge Pull	Graphite	Aluminum	56mm	3in.	3/4in.	1 3/4in.	-	-	1 1/16in.	3/8in. Wood (2)	13
1058-4026-P	Edge Pull	Polished Chrome	Aluminum	56mm	3in.	3/4in.	1 3/4in.	-	-	1 1/16in.	3/8in. Wood (2)	13
1060-4055-P ◀	Edge Pull	Satin Black	Aluminum	56mm	3in.	3/4in.	1 3/4in.	-	-	1 1/16in.	3/8in. Wood (2)	13
1070-40SG-P	Edge Pull	Satin Gold	Aluminum	56mm	3in.	3/4in.	1 3/4in.	-	-	1 1/16in.	3/8in. Wood (2)	13
1059-40VB-P	Edge Pull	Verona Bronze	Aluminum	56mm	3in.	3/4in.	1 3/4in.	-	-	1 1/16in.	3/8in. Wood (2)	13
1046-40BC-P	Edge Pull	Brushed Copper	Aluminum	32mm	1 3/4in.	3/4in.	1 3/4in.	-	-	1 1/16in.	3/8in. Wood (2)	13
1052-4BPN-P ◀	Edge Pull	Brushed Nickel	Aluminum	32mm	1 3/4in.	3/4in.	1 3/4in.	-	-	1 1/16in.	3/8in. Wood (2)	13
1073-4GPH-P	Edge Pull	Graphite	Aluminum	32mm	1 3/4in.	3/4in.	1 3/4in.	-	-	1 1/16in.	3/8in. Wood (2)	13
1053-4026-P	Edge Pull	Polished Chrome	Aluminum	32mm	1 3/4in.	3/4in.	1 3/4in.	-	-	1 1/16in.	3/8in. Wood (2)	13
1056-4055-P	Edge Pull	Satin Black	Aluminum	32mm	1 3/4in.	3/4in.	1 3/4in.	-	-	1 1/16in.	3/8in. Wood (2)	13
1069-40SG-P ◀	Edge Pull	Satin Gold	Aluminum	32mm	1 3/4in.	3/4in.	1 3/4in.	-	-	1 1/16in.	3/8in. Wood (2)	13
1055-40VB-P	Edge Pull	Verona Bronze	Aluminum	32mm	1 3/4in.	3/4in.	1 3/4in.	-	-	1 1/16in.	3/8in. Wood (2)	13

SPEC DATA

Elevate Contemporary Premium Display Board 03

Part No.	Product Type	Finish	Material	CC	Length	Width	Height/Projection	Hand Clearance	Diameter	Base	Tap/ Screws(Qty)	Page No.
2101-4BPN-P	App. Pull	Brushed Nickel	Aluminum	18in.	19 5/16in.	1 3/16in.	2in.	1 3/16in.	-	1 3/16in.	10-24 x 1in. (2)	13
2114-4GPH-P	App. Pull	Graphite	Aluminum	18in.	19 5/16in.	1 3/16in.	2in.	1 3/16in.	-	1 3/16in.	10-24 x 1in. (2)	13
2121-4055-P	App. Pull	Matte Black	Aluminum	18in.	19 5/16in.	1 3/16in.	2in.	1 3/16in.	-	1 3/16in.	10-24 x 1in. (2)	13
2128-4026-P	App. Pull	Polished Chrome	Aluminum	18in.	19 5/16in.	1 3/16in.	2in.	1 3/16in.	-	1 3/16in.	10-24 x 1in. (2)	13
2107-40SG-P	App. Pull	Satin Gold	Aluminum	18in.	19 5/16in.	1 3/16in.	2in.	1 3/16in.	-	1 3/16in.	10-24 x 1in. (2)	13
2100-40VB-P	App. Pull	Verona Bronze	Aluminum	18in.	19 5/16in.	1 3/16in.	2in.	1 3/16in.	-	1 3/16in.	10-24 x 1in. (2)	13
2093-4BPN-P	App. Pull	Brushed Nickel	Aluminum	320mm	13 1/8in.	3/4in.	1 1/2in.	5/16in.	-	5/16in.	10-24 x 1in. (2)	13
2113-4GPH-P	App. Pull	Graphite	Aluminum	320mm	13 1/8in.	3/4in.	1 1/2in.	5/16in.	-	5/16in.	10-24 x 1in. (2)	13
2120-4055-P ◀	App. Pull	Matte Black	Aluminum	320mm	13 1/8in.	3/4in.	1 1/2in.	5/16in.	-	5/16in.	10-24 x 1in. (2)	13
2127-4026-P	App. Pull	Polished Chrome	Aluminum	320mm	13 1/8in.	3/4in.	1 1/2in.	5/16in.	-	5/16in.	10-24 x 1in. (2)	13
2106-40SG-P	App. Pull	Satin Gold	Aluminum	320mm	13 1/8in.	3/4in.	1 1/2in.	5/16in.	-	5/16in.	10-24 x 1in. (2)	13
2094-40VB-P	App. Pull	Verona Bronze	Aluminum	320mm	13 1/8in.	3/4in.	1 1/2in.	5/16in.	-	5/16in.	10-24 x 1in. (2)	13
2091-4BPN-P	Pull	Brushed Nickel	Aluminum	256mm	10 5/16in.	3/4in.	1 1/2in.	5/16in.	-	5/16in.	8-32 x 1in. (2)	13
2112-4GPH-P ◀	Pull	Graphite	Aluminum	256mm	10 5/16in.	3/4in.	1 1/2in.	5/16in.	-	5/16in.	8-32 x 1in. (2)	13
2119-4055-P	Pull	Matte Black	Aluminum	256mm	10 5/16in.	3/4in.	1 1/2in.	5/16in.	-	5/16in.	8-32 x 1in. (2)	13
2126-4026-P	Pull	Polished Chrome	Aluminum	256mm	10 5/16in.	3/4in.	1 1/2in.	5/16in.	-	5/16in.	8-32 x 1in. (2)	13
2105-40SG-P	Pull	Satin Gold	Aluminum	256mm	10 5/16in.	3/4in.	1 1/2in.	5/16in.	-	5/16in.	8-32 x 1in. (2)	13
2092-40VB-P	Pull	Verona Bronze	Aluminum	256mm	10 5/16in.	3/4in.	1 1/2in.	5/16in.	-	5/16in.	8-32 x 1in. (2)	13
2089-4BPN-P	Pull	Brushed Nickel	Aluminum	160mm	6 1 3/16in.	3/4in.	1 1/2in.	5/16in.	-	5/16in.	8-32 x 1in. (2)	13
2111-4GPH-P	Pull	Graphite	Aluminum	160mm	6 1 3/16in.	3/4in.	1 1/2in.	5/16in.	-	5/16in.	8-32 x 1in. (2)	13
2118-4055-P	Pull	Matte Black	Aluminum	160mm	6 1 3/16in.	3/4in.	1 1/2in.	5/16in.	-	5/16in.	8-32 x 1in. (2)	13
2125-4026-P	Pull	Polished Chrome	Aluminum	160mm	6 1 3/16in.	3/4in.	1 1/2in.	5/16in.	-	5/16in.	8-32 x 1in. (2)	13
2104-40SG-P	Pull	Satin Gold	Aluminum	160mm	6 1 3/16in.	3/4in.	1 1/2in.	5/16in.	-	5/16in.	8-32 x 1in. (2)	13
2090-40VB-P	Pull	Verona Bronze	Aluminum	160mm	6 1 3/16in.	3/4in.	1 1/2in.	5/16in.	-	5/16in.	8-32 x 1in. (2)	13
2087-4BPN-P	Pull	Brushed Nickel	Aluminum	128mm	5 5/16in.	3/4in.	1 1/2in.	5/16in.	-	5/16in.	8-32 x 1in. (2)	13
2110-4GPH-P	Pull	Graphite	Aluminum	128mm	5 5/16in.	3/4in.	1 1/2in.	5/16in.	-	5/16in.	8-32 x 1in. (2)	13
2117-4055-P	Pull	Matte Black	Aluminum	128mm	5 5/16in.	3/4in.	1 1/2in.	5/16in.	-	5/16in.	8-32 x 1in. (2)	13
2124-4026-P	Pull	Polished Chrome	Aluminum	128mm	5 5/16in.	3/4in.	1 1/2in.	5/16in.	-	5/16in.	8-32 x 1in. (2)	13
2103-40SG-P ◀	Pull	Satin Gold	Aluminum	128mm	5 5/16in.	3/4in.	1 1/2in.	5/16in.	-	5/16in.	8-32 x 1in. (2)	13
2088-40VB-P	Pull	Verona Bronze	Aluminum	128mm	5 5/16in.	3/4in.	1 1/2in.	5/16in.	-	5/16in.	8-32 x 1in. (2)	13
2085-4BPN-P	Pull	Brushed Nickel	Aluminum	96mm	4 5/16in.	3/4in.	1 1/2in.	5/16in.	-	5/16in.	8-32 x 1in. (2)	13
2109-4GPH-P	Pull	Graphite	Aluminum	96mm	4 5/16in.	3/4in.	1 1/2in.	5/16in.	-	5/16in.	8-32 x 1in. (2)	13
2116-4055-P	Pull	Matte Black	Aluminum	96mm	4 5/16in.	3/4in.	1 1/2in.	5/16in.	-	5/16in.	8-32 x 1in. (2)	13
2123-4026-P	Pull	Polished Chrome	Aluminum	96mm	4 5/16in.	3/4in.	1 1/2in.	5/16in.	-	5/16in.	8-32 x 1in. (2)	13
2102-40SG-P	Pull	Satin Gold	Aluminum	96mm	4 5/16in.	3/4in.	1 1/2in.	5/16in.	-	5/16in.	8-32 x 1in. (2)	13
2086-40VB-P	Pull	Verona Bronze	Aluminum	96mm	4 5/16in.	3/4in.	1 1/2in.	5/16in.	-	5/16in.	8-32 x 1in. (2)	13
2095-4BPN-P ◀	Knob	Brushed Nickel	Aluminum	-	1 1/8in.	1 1/8in.	1 1/2in.	3 5/16in.	-	1 5/16in.	8-32 x 1in. (1)	13
2115-4GPH-P	Knob	Graphite	Aluminum	-	1 1/8in.	1 1/8in.	1 1/2in.	3 5/16in.	-	1 5/16in.	8-32 x 1in. (1)	13
2122-4055-P	Knob	Matte Black	Aluminum	-	1 1/8in.	1 1/8in.	1 1/2in.	3 5/16in.	-	1 5/16in.	8-32 x 1in. (1)	13
2129-4026-P	Knob	Polished Chrome	Aluminum	-	1 1/8in.	1 1/8in.	1 1/2in.	3 5/16in.	-	1 5/16in.	8-32 x 1in. (1)	13
2108-40SG-P	Knob	Satin Gold	Aluminum	-	1 1/8in.	1 1/8in.	1 1/2in.	3 5/16in.	-	1 5/16in.	8-32 x 1in. (1)	13
2096-40VB-P	Knob	Verona Bronze	Aluminum	-	1 1/8in.	1 1/8in.	1 1/2in.	3 5/16in.	-	1 5/16in.	8-32 x 1in. (1)	13

Elevate Contemporary Premium Display Board 03 (continued)

Part No.	Product Type	Finish	Material	CC	Length	Width	Height/Projection	Hand Clearance	Diameter	Base	Tap/ Screws(Qty)	Page No.
2172-1BPN-P	Knob	Brushed Nickel	Zinc	-	1 3/16in.	1 3/16in.	7/8in.	1 9/32in.	-	1 9/32in.	8-32 x 1in. (1)	13
2174-1GPH-P	Knob	Graphite	Zinc	-	1 3/16in.	1 3/16in.	7/8in.	1 9/32in.	-	1 9/32in.	8-32 x 1in. (1)	13
2175-1055-P	Knob	Matte Black	Zinc	-	1 3/16in.	1 3/16in.	7/8in.	1 9/32in.	-	1 9/32in.	8-32 x 1in. (1)	13
2176-1026-P	Knob	Polished Chrome	Zinc	-	1 3/16in.	1 3/16in.	7/8in.	1 9/32in.	-	1 9/32in.	8-32 x 1in. (1)	13
2173-10SG-P	Knob	Satin Gold	Zinc	-	1 3/16in.	1 3/16in.	7/8in.	1 9/32in.	-	1 9/32in.	8-32 x 1in. (1)	13
2177-10VB-P	Knob	Verona Bronze	Zinc	-	1 3/16in.	1 3/16in.	7/8in.	1 9/32in.	-	1 9/32in.	8-32 x 1in. (1)	13

Epoch Edge Contemporary Premium Display Board 03

Part No.	Product Type	Finish	Material	CC	Length	Width	Height/Projection	Hand Clearance	Diameter	Base	Tap/ Screws(Qty)	Page No.
1230-1BPN-P	App. Pull	Brushed Nickel	Zinc	12in.	12 7/8in.	7/8in.	1 1/2in.	1 7/32in.	-	1in.	10-24 x 1in. (2)	13
1233-1055-P	App. Pull	Matte Black	Zinc	12in.	12 7/8in.	7/8in.	1 1/2in.	1 7/32in.	-	1in.	10-24 x 1in. (2)	13
1234-1MDB-P ◀	App. Pull	Modern Brushed Gold	Zinc	12in.	12 7/8in.	7/8in.	1 1/2in.	1 7/32in.	-	1in.	10-24 x 1in. (2)	13
1232-1026-P	App. Pull	Polished Chrome	Zinc	12in.	12 7/8in.	7/8in.	1 1/2in.	1 7/32in.	-	1in.	10-24 x 1in. (2)	13
1231-10VB-P	App. Pull	Verona Bronze	Zinc	12in.	12 7/8in.	7/8in.	1 1/2in.	1 7/32in.	-	1in.	10-24 x 1in. (2)	13
1235-1VTN-P	App. Pull	Vintage Nickel	Zinc	12in.	12 7/8in.	7/8in.	1 1/2in.	1 7/32in.	-	1in.	10-24 x 1in. (2)	13
1224-1BPN-P	Pull	Brushed Nickel	Zinc	224mm	9 1/2in.	1 1/4in.	1 3/8in.	1 3/64in.	-	1 1/8in.	8-32 x 1in. (2)	13
1227-1055-P ◀	Pull	Matte Black	Zinc	224mm	9 1/2in.	1 1/4in.	1 3/8in.	1 3/64in.	-	1 1/8in.	8-32 x 1in. (2)	13
1228-1MDB-P	Pull	Modern Brushed Gold	Zinc	224mm	9 1/2in.	1 1/4in.	1 3/8in.	1 3/64in.	-	1 1/8in.	8-32 x 1in. (2)	13
1226-1026-P	Pull	Polished Chrome	Zinc	224mm	9 1/2in.	1 1/4in.	1 3/8in.	1 3/64in.	-	1 1/8in.	8-32 x 1in. (2)	13
1225-10VB-P	Pull	Verona Bronze	Zinc	224mm	9 1/2in.	1 1/4in.	1 3/8in.	1 3/64in.	-	1 1/8in.	8-32 x 1in. (2)	13
1229-1VTN-P	Pull	Vintage Nickel	Zinc	224mm	9 1/2in.	1 1/4in.	1 3/8in.	1 3/64in.	-	1 1/8in.	8-32 x 1in. (2)	13
1218-1BPN-P	Pull	Brushed Nickel	Zinc	160mm	7 1/8in.	5/8in.	1 5/16in.	1 1/32in.	-	5/16in.	8-32 x 1in. (2)	13
1221-1055-P	Pull	Matte Black	Zinc	160mm	7 1/8in.	5/8in.	1 5/16in.	1 1/32in.	-	5/16in.	8-32 x 1in. (2)	13
1222-1MDB-P	Pull	Modern Brushed Gold	Zinc	160mm	7 1/8in.	5/8in.	1 5/16in.	1 1/32in.	-	5/16in.	8-32 x 1in. (2)	13
1220-1026-P	Pull	Polished Chrome	Zinc	160mm	7 1/8in.	5/8in.	1 5/16in.	1 1/32in.	-	5/16in.	8-32 x 1in. (2)	13
1219-10VB-P	Pull	Verona Bronze	Zinc	160mm	7 1/8in.	5/8in.	1 5/16in.	1 1/32in.	-	5/16in.	8-32 x 1in. (2)	13
1223-1VTN-P	Pull	Vintage Nickel	Zinc	160mm	7 1/8in.	5/8in.	1 5/16in.	1 1/32in.	-	5/16in.	8-32 x 1in. (2)	13
1212-1BPN-P	Pull	Brushed Nickel	Zinc	128mm	5 1 3/16in.	5/8in.	1 5/16in.	1 1/32in.	-	5/16in.	8-32 x 1in. (2)	13
1215-1055-P	Pull	Matte Black	Zinc	128mm	5 1 3/16in.	5/8in.	1 5/16in.	1 1/32in.	-	5/16in.	8-32 x 1in. (2)	13
1216-1MDB-P	Pull	Modern Brushed Gold	Zinc	128mm	5 1 3/16in.	5/8in.	1 5/16in.	1 1/32in.	-	5/16in.	8-32 x 1in. (2)	13
1214-1026-P	Pull	Polished Chrome	Zinc	128mm	5 1 3/16in.	5/8in.	1 5/16in.	1 1/32in.	-	5/16in.	8-32 x 1in. (2)	13
1213-10VB-P ◀	Pull	Verona Bronze	Zinc	128mm	5 1 3/16in.	5/8in.	1 5/16in.	1 1/32in.	-	5/16in.	8-32 x 1in. (2)	13
1217-1VTN-P	Pull	Vintage Nickel	Zinc	128mm	5 1 3/16in.	5/8in.	1 5/16in.	1 1/32in.	-	5/16in.	8-32 x 1in. (2)	13
1206-1BPN-P	Pull	Brushed Nickel	Zinc	96mm	4 7/16in.	5/8in.	1 3/16in.	2 9/32in.	-	5/16in.	8-32 x 1in. (2)	13
1209-1055-P	Pull	Matte Black	Zinc	96mm	4 7/16in.	5/8in.	1 3/16in.	2 9/32in.	-	5/16in.	8-32 x 1in. (2)	13
1210-1MDB-P	Pull	Modern Brushed Gold	Zinc	96mm	4 7/16in.	5/8in.	1 3/16in.	2 9/32in.	-	5/16in.	8-32 x 1in. (2)	13
1208-1026-P ◀	Pull	Polished Chrome	Zinc	96mm	4 7/16in.	5/8in.	1 3/16in.	2 9/32in.	-	5/16in.	8-32 x 1in. (2)	13
1207-10VB-P	Pull	Verona Bronze	Zinc	96mm	4 7/16in.	5/8in.	1 3/16in.	2 9/32in.	-	5/16in.	8-32 x 1in. (2)	13
1211-1VTN-P	Pull	Vintage Nickel	Zinc	96mm	4 7/16in.	5/8in.	1 3/16in.	2 9/32in.	-	5/16in.	8-32 x 1in. (2)	13
1200-1BPN-P ◀	Knob	Brushed Nickel	Zinc	-	1 3/8in.	1 1/2in.	1 1/4in.	7/8in.	-	5/16in.	8-32 x 1in. (1)	13
1203-1055-P	Knob	Matte Black	Zinc	-	1 3/8in.	1 1/2in.	1 1/4in.	7/8in.	-	5/16in.	8-32 x 1in. (1)	13

SPEC DATA

Epoch Edge Contemporary Premium Display Board 03 *(continued)*

Part No.	Product Type	Finish	Material	CC	Length	Width	Height/Projection	Hand Clearance	Diameter	Base	Tap/ Screws(Qty)	Page No.
1204-1MDB-P	Knob	Modern Brushed Gold	Zinc	-	1 3/16in.	1 1/8in.	1 1/4in.	7/16in.	-	5/16in.	8-32 x 1in. (1)	13
1202-1026-P	Knob	Polished Chrome	Zinc	-	1 3/16in.	1 1/8in.	1 1/4in.	7/16in.	-	5/16in.	8-32 x 1in. (1)	13
1201-10VB-P	Knob	Verona Bronze	Zinc	-	1 3/16in.	1 1/8in.	1 1/4in.	7/16in.	-	5/16in.	8-32 x 1in. (1)	13
1205-1VTN-P	Knob	Vintage Nickel	Zinc	-	1 3/16in.	1 1/8in.	1 1/4in.	7/16in.	-	5/16in.	8-32 x 1in. (1)	13

Metro Contemporary Premium Display Board 04

Part No.	Product Type	Finish	Material	CC	Length	Width	Height/Projection	Hand Clearance	Diameter	Base	Tap/ Screws(Qty)	Page No.
9860-1BPN-P	App. Pull	Brushed Nickel	Zinc	18in.	18 1/4in.	1 1/8in.	2 3/32in.	1 25/64in.	-	23/32in.	10-24 x 1in. (2)	15
9861-1055-P	App. Pull	Matte Black	Zinc	18in.	18 1/4in.	1 1/8in.	2 3/32in.	1 25/64in.	-	23/32in.	10-24 x 1in. (2)	15
9912-1MDB-P	App. Pull	Modern Brushed Gold	Zinc	18in.	18 1/4in.	1 1/8in.	2 3/32in.	1 25/64in.	-	23/32in.	10-24 x 1in. (2)	15
9916-1026-P	App. Pull	Polished Chrome	Zinc	18in.	18 1/4in.	1 1/8in.	2 3/32in.	1 25/64in.	-	23/32in.	10-24 x 1in. (2)	15
9973-1SLT-P	App. Pull	Slate	Zinc	18in.	18 1/4in.	1 1/8in.	2 3/32in.	1 25/64in.	-	23/32in.	10-24 x 1in. (2)	15
9857-1BPN-P	Pull	Brushed Nickel	Zinc	320mm	13in.	7/16in.	1 3/16in.	59/64in.	-	3/16in.	8-32 x 1in. (2)	15
9859-1055-P ◀	Pull	Matte Black	Zinc	320mm	13in.	7/16in.	1 3/16in.	59/64in.	-	3/16in.	8-32 x 1in. (2)	15
9902-1MDB-P	Pull	Modern Brushed Gold	Zinc	320mm	13in.	7/16in.	1 3/16in.	59/64in.	-	3/16in.	8-32 x 1in. (2)	15
9905-1026-P	Pull	Polished Chrome	Zinc	320mm	13in.	7/16in.	1 3/16in.	59/64in.	-	3/16in.	8-32 x 1in. (2)	15
4184-10PC-P	Pull	Polished Copper	Zinc	320mm	13in.	7/16in.	1 3/16in.	59/64in.	-	3/16in.	8-32 x 1in. (2)	15
9970-1SLT-P	Pull	Slate	Zinc	320mm	13in.	7/16in.	1 3/16in.	59/64in.	-	3/16in.	8-32 x 1in. (2)	15
9828-1BPN-P	Pull	Brushed Nickel	Zinc	224mm	9 1/4in.	7/16in.	1 3/16in.	59/64in.	-	3/16in.	8-32 x 1in. (2)	15
9858-1055-P	Pull	Matte Black	Zinc	224mm	9 1/4in.	7/16in.	1 3/16in.	59/64in.	-	3/16in.	8-32 x 1in. (2)	15
9901-1MDB-P	Pull	Modern Brushed Gold	Zinc	224mm	9 1/4in.	7/16in.	1 3/16in.	59/64in.	-	3/16in.	8-32 x 1in. (2)	15
9904-1026-P	Pull	Polished Chrome	Zinc	224mm	9 1/4in.	7/16in.	1 3/16in.	59/64in.	-	3/16in.	8-32 x 1in. (2)	15
4183-10PC-P ◀	Pull	Polished Copper	Zinc	224mm	9 1/4in.	7/16in.	1 3/16in.	59/64in.	-	3/16in.	8-32 x 1in. (2)	15
9909-1SLT-P	Pull	Slate	Zinc	224mm	9 1/4in.	7/16in.	1 3/16in.	59/64in.	-	3/16in.	8-32 x 1in. (2)	15
4118-1BPN-P ◀	Pull	Brushed Nickel	Zinc	160mm	6 11/16in.	7/16in.	1 3/16in.	29/32in.	-	3/16in.	8-32 x 1in. (2)	15
4121-1055-P	Pull	Matte Black	Zinc	160mm	6 11/16in.	7/16in.	1 3/16in.	29/32in.	-	3/16in.	8-32 x 1in. (2)	15
9899-1MDB-P	Pull	Modern Brushed Gold	Zinc	160mm	6 11/16in.	7/16in.	1 3/16in.	29/32in.	-	3/16in.	8-32 x 1in. (2)	15
4119-1026-P	Pull	Polished Chrome	Zinc	160mm	6 11/16in.	7/16in.	1 3/16in.	29/32in.	-	3/16in.	8-32 x 1in. (2)	15
4182-10PC-P	Pull	Polished Copper	Zinc	160mm	6 11/16in.	7/16in.	1 3/16in.	29/32in.	-	3/16in.	8-32 x 1in. (2)	15
9908-1SLT-P	Pull	Slate	Zinc	160mm	6 11/16in.	7/16in.	1 3/16in.	29/32in.	-	3/16in.	8-32 x 1in. (2)	15
4113-1BPN-P	Pull	Brushed Nickel	Zinc	128mm	5 7/16in.	7/16in.	1 3/16in.	29/32in.	-	3/16in.	8-32 x 1in. (2)	15
4116-1055-P	Pull	Matte Black	Zinc	128mm	5 7/16in.	7/16in.	1 3/16in.	29/32in.	-	3/16in.	8-32 x 1in. (2)	15
9898-1MDB-P	Pull	Modern Brushed Gold	Zinc	128mm	5 7/16in.	7/16in.	1 3/16in.	29/32in.	-	3/16in.	8-32 x 1in. (2)	15
4114-1026-P	Pull	Polished Chrome	Zinc	128mm	5 7/16in.	7/16in.	1 3/16in.	29/32in.	-	3/16in.	8-32 x 1in. (2)	15
4181-10PC-P	Pull	Polished Copper	Zinc	128mm	5 7/16in.	7/16in.	1 3/16in.	29/32in.	-	3/16in.	8-32 x 1in. (2)	15
9907-1SLT-P ◀	Pull	Slate	Zinc	128mm	5 7/16in.	7/16in.	1 3/16in.	29/32in.	-	3/16in.	8-32 x 1in. (2)	15
4108-1BPN-P	Pull	Brushed Nickel	Zinc	96mm	4 3/16in.	7/16in.	1 3/16in.	29/32in.	-	3/16in.	8-32 x 1in. (2)	15
4111-1055-P	Pull	Matte Black	Zinc	96mm	4 3/16in.	7/16in.	1 3/16in.	29/32in.	-	3/16in.	8-32 x 1in. (2)	15
9897-1MDB-P	Pull	Modern Brushed Gold	Zinc	96mm	4 3/16in.	7/16in.	1 3/16in.	29/32in.	-	3/16in.	8-32 x 1in. (2)	15
4109-1026-P ◀	Pull	Polished Chrome	Zinc	96mm	4 3/16in.	7/16in.	1 3/16in.	29/32in.	-	3/16in.	8-32 x 1in. (2)	15
4180-10PC-P	Pull	Polished Copper	Zinc	96mm	4 3/16in.	7/16in.	1 3/16in.	29/32in.	-	3/16in.	8-32 x 1in. (2)	15

Metro Contemporary Premium Display Board 04 *(continued)*

Part No.	Product Type	Finish	Material	CC	Length	Width	Height/Projection	Hand Clearance	Diameter	Base	Tap/ Screws(Qty)	Page No.
9906-1SLT-P	Pull	Slate	Zinc	96mm	4 3/16in.	7/16in.	1 3/16in.	29/32in.	-	3/16in.	8-32 x 1in. (2)	15
4122-1BPN-P	Knob	Brushed Nickel	Zinc	-	1 3/16in.	1 3/16in.	1 1/4in.	31/32in.	-	5/16in.	8-32 x 1in. (1)	15
4126-1055-P	Knob	Matte Black	Zinc	-	1 3/16in.	1 3/16in.	1 1/4in.	31/32in.	-	5/16in.	8-32 x 1in. (1)	15
9903-1MDB-P	Knob	Modern Brushed Gold	Zinc	-	1 3/16in.	1 3/16in.	1 1/4in.	31/32in.	-	5/16in.	8-32 x 1in. (1)	15
4124-1026-P	Knob	Polished Chrome	Zinc	-	1 3/16in.	1 3/16in.	1 1/4in.	31/32in.	-	5/16in.	8-32 x 1in. (1)	15
4185-10PC-P ◀	Knob	Polished Copper	Zinc	-	1 3/16in.	1 3/16in.	1 1/4in.	31/32in.	-	5/16in.	8-32 x 1in. (1)	15
9971-1SLT-P	Knob	Slate	Zinc	-	1 3/16in.	1 3/16in.	1 1/4in.	31/32in.	-	5/16in.	8-32 x 1in. (1)	15

Skyline Contemporary Premium Display Board 04

Part No.	Product Type	Finish	Material	CC	Length	Width	Height/Projection	Hand Clearance	Diameter	Base	Tap/ Screws(Qty)	Page No.
9974-1BPN-P	Pull	Brushed Nickel	Zinc	320mm	13in.	5/16in.	1 1/16in.	7/16in.	-	1 3/16in.	8-32 x 1in. (2)	15
9975-1055-P	Pull	Matte Black	Zinc	320mm	13in.	5/16in.	1 1/16in.	7/16in.	-	1 3/16in.	8-32 x 1in. (2)	15
9993-1MDB-P	Pull	Modern Brushed Gold	Zinc	320mm	13in.	5/16in.	1 1/16in.	7/16in.	-	1 3/16in.	8-32 x 1in. (2)	15
1120-1026-P ◀	Pull	Polished Chrome	Zinc	320mm	13in.	5/16in.	1 1/16in.	7/16in.	-	1 3/16in.	8-32 x 1in. (2)	15
1124-1SLT-P	Pull	Slate	Zinc	320mm	13in.	5/16in.	1 1/16in.	7/16in.	-	1 3/16in.	8-32 x 1in. (2)	15
9206-1BPN-P	Pull	Brushed Nickel	Zinc	224mm	9 1/4in.	5/16in.	1 1/16in.	7/16in.	-	1 3/16in.	8-32 x 1in. (2)	15
9208-1055-P ◀	Pull	Matte Black	Zinc	224mm	9 1/4in.	5/16in.	1 1/16in.	7/16in.	-	1 3/16in.	8-32 x 1in. (2)	15
9978-1MDB-P	Pull	Modern Brushed Gold	Zinc	224mm	9 1/4in.	5/16in.	1 1/16in.	7/16in.	-	1 3/16in.	8-32 x 1in. (2)	15
9207-1026-P	Pull	Polished Chrome	Zinc	224mm	9 1/4in.	5/16in.	1 1/16in.	7/16in.	-	1 3/16in.	8-32 x 1in. (2)	15
1123-1SLT-P	Pull	Slate	Zinc	224mm	9 1/4in.	5/16in.	1 1/16in.	7/16in.	-	1 3/16in.	8-32 x 1in. (2)	15
9203-1BPN-P	Pull	Brushed Nickel	Zinc	160mm	6 11/16in.	5/16in.	1 1/16in.	7/16in.	-	1in.	8-32 x 1in. (2)	15
9205-1055-P	Pull	Matte Black	Zinc	160mm	6 11/16in.	5/16in.	1 1/16in.	7/16in.	-	1in.	8-32 x 1in. (2)	15
9977-1MDB-P ◀	Pull	Modern Brushed Gold	Zinc	160mm	6 11/16in.	5/16in.	1 1/16in.	7/16in.	-	1in.	8-32 x 1in. (2)	15
9204-1026-P	Pull	Polished Chrome	Zinc	160mm	6 11/16in.	5/16in.	1 1/16in.	7/16in.	-	1in.	8-32 x 1in. (2)	15
1122-1SLT-P	Pull	Slate	Zinc	160mm	6 11/16in.	5/16in.	1 1/16in.	7/16in.	-	1in.	8-32 x 1in. (2)	15
9200-1BPN-P	Pull	Brushed Nickel	Zinc	3in. & 96mm	4 3/16in.	5/16in.	1 1/16in.	7/16in.	-	13/16in.	8-32 x 1in. (2)	15
9202-1055-P	Pull	Matte Black	Zinc	3in. & 96mm	4 3/16in.	5/16in.	1 1/16in.	7/16in.	-	13/16in.	8-32 x 1in. (2)	15
9976-1MDB-P	Pull	Modern Brushed Gold	Zinc	3in. & 96mm	4 3/16in.	5/16in.	1 1/16in.	7/16in.	-	13/16in.	8-32 x 1in. (2)	15
9201-1026-P	Pull	Polished Chrome	Zinc	3in. & 96mm	4 3/16in.	5/16in.	1 1/16in.	7/16in.	-	13/16in.	8-32 x 1in. (2)	15
1121-1SLT-P ◀	Pull	Slate	Zinc	3in. & 96mm	4 3/16in.	5/16in.	1 1/16in.	7/16in.	-	13/16in.	8-32 x 1in. (2)	15
9209-1BPN-P	Knob	Brushed Nickel	Zinc	-	1 3/16in.	3/4in.	1 1/16in.	49/64in.	-	3/16in.	8-32 x 1in. (1)	15
9211-1055-P	Knob	Matte Black	Zinc	-	1 3/16in.	3/4in.	1 1/16in.	49/64in.	-	3/16in.	8-32 x 1in. (1)	15
9995-1MDB-P	Knob	Modern Brushed Gold	Zinc	-	1 3/16in.	3/4in.	1 1/16in.	49/64in.	-	3/16in.	8-32 x 1in. (1)	15
9210-1026-P ◀	Knob	Polished Chrome	Zinc	-	1 3/16in.	3/4in.	1 1/16in.	49/64in.	-	3/16in.	8-32 x 1in. (1)	15
1125-1SLT-P	Knob	Slate	Zinc	-	1 3/16in.	3/4in.	1 1/16in.	49/64in.	-	3/16in.	8-32 x 1in. (1)	15

Triangle represents part featured on the board ◀

SPEC DATA

Swagger Contemporary Premium Display Board 04

Part No.	Product Type	Finish	Material	CC	Length	Width	Height/Projection	Hand Clearance	Diameter	Base	Tap/ Screws(Qty)	Page No.
2323-1098-P	Pull	Black Nickel	Zinc	320mm	13 1/16in.	5/8in.	1 1/4in.	1 5/16in.	-	1/2in.	8-32 x 1in. (2)	15
2321-1BPN-P	Pull	Brushed Nickel	Zinc	320mm	13 1/16in.	5/8in.	1 1/4in.	1 5/16in.	-	1/2in.	8-32 x 1in. (2)	15
2411-1055-P	Pull	Matte Black	Zinc	320mm	13 1/16in.	5/8in.	1 1/4in.	1 5/16in.	-	1/2in.	8-32 x 1in. (2)	15
2367-1MDB-P	Pull	Modern Brushed Gold	Zinc	320mm	13 1/16in.	5/8in.	1 1/4in.	1 5/16in.	-	1/2in.	8-32 x 1in. (2)	15
2322-1026-P ◀	Pull	Polished Chrome	Zinc	320mm	13 1/16in.	5/8in.	1 1/4in.	1 5/16in.	-	1/2in.	8-32 x 1in. (2)	15
2412-1SLT-P	Pull	Slate	Zinc	320mm	13 1/16in.	5/8in.	1 1/4in.	1 5/16in.	-	1/2in.	8-32 x 1in. (2)	15
2320-1098-P	Pull	Black Nickel	Zinc	224mm	9 5/16in.	5/8in.	1 1/4in.	1 5/16in.	-	1/2in.	8-32 x 1in. (2)	15
2318-1BPN-P	Pull	Brushed Nickel	Zinc	224mm	9 5/16in.	5/8in.	1 1/4in.	1 5/16in.	-	1/2in.	8-32 x 1in. (2)	15
2398-1055-P	Pull	Matte Black	Zinc	224mm	9 5/16in.	5/8in.	1 1/4in.	1 5/16in.	-	1/2in.	8-32 x 1in. (2)	15
2366-1MDB-P ◀	Pull	Modern Brushed Gold	Zinc	224mm	9 5/16in.	5/8in.	1 1/4in.	1 5/16in.	-	1/2in.	8-32 x 1in. (2)	15
2319-1026-P	Pull	Polished Chrome	Zinc	224mm	9 5/16in.	5/8in.	1 1/4in.	1 5/16in.	-	1/2in.	8-32 x 1in. (2)	15
2393-1SLT-P	Pull	Slate	Zinc	224mm	9 5/16in.	5/8in.	1 1/4in.	1 5/16in.	-	1/2in.	8-32 x 1in. (2)	15
2317-1098-P ◀	Pull	Black Nickel	Zinc	160mm	6 3/4in.	5/8in.	1 1/4in.	1 5/16in.	-	1/2in.	8-32 x 1in. (2)	15
2315-1BPN-P	Pull	Brushed Nickel	Zinc	160mm	6 3/4in.	5/8in.	1 1/4in.	1 5/16in.	-	1/2in.	8-32 x 1in. (2)	15
2397-1055-P	Pull	Matte Black	Zinc	160mm	6 3/4in.	5/8in.	1 1/4in.	1 5/16in.	-	1/2in.	8-32 x 1in. (2)	15
2365-1MDB-P	Pull	Modern Brushed Gold	Zinc	160mm	6 3/4in.	5/8in.	1 1/4in.	1 5/16in.	-	1/2in.	8-32 x 1in. (2)	15
2316-1026-P	Pull	Polished Chrome	Zinc	160mm	6 3/4in.	5/8in.	1 1/4in.	1 5/16in.	-	1/2in.	8-32 x 1in. (2)	15
2392-1SLT-P	Pull	Slate	Zinc	160mm	6 3/4in.	5/8in.	1 1/4in.	1 5/16in.	-	1/2in.	8-32 x 1in. (2)	15
2314-1098-P	Pull	Black Nickel	Zinc	128mm	5 1/2in.	5/8in.	1 1/4in.	1 5/16in.	-	1/2in.	8-32 x 1in. (2)	15
2312-1BPN-P ◀	Pull	Brushed Nickel	Zinc	128mm	5 1/2in.	5/8in.	1 1/4in.	1 5/16in.	-	1/2in.	8-32 x 1in. (2)	15
2396-1055-P	Pull	Matte Black	Zinc	128mm	5 1/2in.	5/8in.	1 1/4in.	1 5/16in.	-	1/2in.	8-32 x 1in. (2)	15
2364-1MDB-P	Pull	Modern Brushed Gold	Zinc	128mm	5 1/2in.	5/8in.	1 1/4in.	1 5/16in.	-	1/2in.	8-32 x 1in. (2)	15
2313-1026-P	Pull	Polished Chrome	Zinc	128mm	5 1/2in.	5/8in.	1 1/4in.	1 5/16in.	-	1/2in.	8-32 x 1in. (2)	15
2391-1SLT-P	Pull	Slate	Zinc	128mm	5 1/2in.	5/8in.	1 1/4in.	1 5/16in.	-	1/2in.	8-32 x 1in. (2)	15
2385-1098-P	Pull	Black Nickel	Zinc	96mm	4 3/4in.	5/8in.	1 1/4in.	1 5/16in.	-	1/2in.	8-32 x 1in. (2)	15
2386-1BPN-P	Pull	Brushed Nickel	Zinc	96mm	4 3/4in.	5/8in.	1 1/4in.	1 5/16in.	-	1/2in.	8-32 x 1in. (2)	15
2395-1055-P	Pull	Matte Black	Zinc	96mm	4 3/4in.	5/8in.	1 1/4in.	1 5/16in.	-	1/2in.	8-32 x 1in. (2)	15
2387-1MDB-P	Pull	Modern Brushed Gold	Zinc	96mm	4 3/4in.	5/8in.	1 1/4in.	1 5/16in.	-	1/2in.	8-32 x 1in. (2)	15
2388-1026-P	Pull	Polished Chrome	Zinc	96mm	4 3/4in.	5/8in.	1 1/4in.	1 5/16in.	-	1/2in.	8-32 x 1in. (2)	15
2390-1SLT-P	Pull	Slate	Zinc	96mm	4 3/4in.	5/8in.	1 1/4in.	1 5/16in.	-	1/2in.	8-32 x 1in. (2)	15
2326-1098-P	Knob	Black Nickel	Zinc	-	1 3/4in.	1 3/4in.	1 1/4in.		-	7/8in.	8-32 x 1in. (1)	15
2324-1BPN-P	Knob	Brushed Nickel	Zinc	-	1 3/4in.	1 3/4in.	1 1/4in.	7/8in.	-	7/8in.	8-32 x 1in. (1)	15
2394-1055-P	Knob	Matte Black	Zinc	-	1 3/4in.	1 3/4in.	1 1/4in.	7/8in.	-	7/8in.	8-32 x 1in. (1)	15
2368-1MDB-P ◀	Knob	Modern Brushed Gold	Zinc	-	1 3/4in.	1 3/4in.	1 1/4in.	7/8in.	-	7/8in.	8-32 x 1in. (1)	15
2325-1026-P	Knob	Polished Chrome	Zinc	-	1 3/4in.	1 3/4in.	1 1/4in.	7/8in.	-	7/8in.	8-32 x 1in. (1)	15
2389-1SLT-P	Knob	Slate	Zinc	-	1 3/4in.	1 3/4in.	1 1/4in.	7/8in.	-	7/8in.	8-32 x 1in. (1)	15

Echo Traditional Premium Display Board 01

Part No.	Product Type	Finish	Material	CC	Length	Width	Height/Projection	Hand Clearance	Diameter	Base	Tap/ Screws(Qty)	Page No.
9225-1BPN-P	Pull	Brushed Nickel	Zinc	96mm	5 5/16in.	3/4in.	1 1/4in.	6 3/16in.	-	1 1/4in.	8-32 x 1in. (2)	17
9261-1055-P ◀	Pull	Matte Black	Zinc	96mm	5 5/16in.	3/4in.	1 1/4in.	6 3/16in.	-	1 1/4in.	8-32 x 1in. (2)	17
9224-1ORB-P ◀	Pull	Oil Rubbed Bronze	Zinc	96mm	5 5/16in.	3/4in.	1 1/4in.	6 3/16in.	-	1 1/4in.	8-32 x 1in. (2)	17
9258-1014-P	Pull	Polished Nickel	Zinc	96mm	5 5/16in.	3/4in.	1 1/4in.	6 3/16in.	-	1 1/4in.	8-32 x 1in. (2)	17
9226-10VB-P	Pull	Verona Bronze	Zinc	96mm	5 5/16in.	3/4in.	1 1/4in.	6 3/16in.	-	1 1/4in.	8-32 x 1in. (2)	17
9222-1BPN-P	Pull	Brushed Nickel	Zinc	3in.	4 3/4in.	3/4in.	1 1/8in.	1 5/16in.	-	1in.	8-32 x 1in. (2)	17
9260-1055-P	Pull	Matte Black	Zinc	3in.	4 3/4in.	3/4in.	1 1/8in.	1 5/16in.	-	1in.	8-32 x 1in. (2)	17
9221-1ORB-P	Pull	Oil Rubbed Bronze	Zinc	3in.	4 3/4in.	3/4in.	1 1/8in.	1 5/16in.	-	1in.	8-32 x 1in. (2)	17
9257-1014-P ◀	Pull	Polished Nickel	Zinc	3in.	4 3/4in.	3/4in.	1 1/8in.	1 5/16in.	-	1in.	8-32 x 1in. (2)	17
9223-10VB-P	Pull	Verona Bronze	Zinc	3in.	4 3/4in.	3/4in.	1 1/8in.	1 5/16in.	-	1in.	8-32 x 1in. (2)	17
9228-1BPN-P ◀	Knob	Brushed Nickel	Zinc	-	-	-	1 3/4in.	-	1 3/4in.	5/8in.	8-32 x 1in. (1)	17
9262-1055-P	Knob	Matte Black	Zinc	-	-	-	1 3/4in.	-	1 3/4in.	5/8in.	8-32 x 1in. (1)	17
9227-1ORB-P	Knob	Oil Rubbed Bronze	Zinc	-	-	-	1 3/4in.	-	1 3/4in.	5/8in.	8-32 x 1in. (1)	17
9259-1014-P	Knob	Polished Nickel	Zinc	-	-	-	1 3/4in.	-	1 3/4in.	5/8in.	8-32 x 1in. (1)	17
9229-10VB-P ◀	Knob	Verona Bronze	Zinc	-	-	-	1 3/4in.	-	1 3/4in.	5/8in.	8-32 x 1in. (1)	17

Hearthstone Traditional Premium Display Board 01

Part No.	Product Type	Finish	Material	CC	Length	Width	Height/Projection	Hand Clearance	Diameter	Base	Tap/ Screws(Qty)	Page No.
2168-1BPN-P	App. Pull	Brushed Nickel	Zinc	18in.	19 1/4in.	1 1/2in.	1 5/8in.	1 3/8in.	-	1 3/8in.	10-24 x 1in. (2)	17
2169-1055-P	App. Pull	Matte Black	Zinc	18in.	19 1/4in.	1 1/2in.	1 5/8in.	1 3/8in.	-	1 3/8in.	10-24 x 1in. (2)	17
2157-1MDB-P	App. Pull	Modern Brushed Gold	Zinc	18in.	19 1/4in.	1 1/2in.	1 5/8in.	1 3/8in.	-	1 3/8in.	10-24 x 1in. (2)	17
2167-10VB-P	App. Pull	Verona Bronze	Zinc	18in.	19 1/4in.	1 1/2in.	1 5/8in.	1 3/8in.	-	1 3/8in.	10-24 x 1in. (2)	17
2165-1VTN-P	App. Pull	Vintage Nickel	Zinc	18in.	19 1/4in.	1 1/2in.	1 5/8in.	1 3/8in.	-	1 3/8in.	10-24 x 1in. (2)	17
2035-1BPN-P	App. Pull	Brushed Nickel	Zinc	12in.	13 3/8in.	3/4in.	1 1 3/16in.	1 2 3/16in.	-	1 1/2in.	10-24 x 1in. (2)	17
2038-1055-P	App. Pull	Matte Black	Zinc	12in.	13 3/8in.	3/4in.	1 1 3/16in.	1 2 3/16in.	-	1 1/2in.	10-24 x 1in. (2)	17
2156-1MDB-P ◀	App. Pull	Modern Brushed Gold	Zinc	12in.	13 3/8in.	3/4in.	1 1 3/16in.	1 2 3/16in.	-	1 1/2in.	10-24 x 1in. (2)	17
2034-10VB-P	App. Pull	Verona Bronze	Zinc	12in.	13 3/8in.	3/4in.	1 1 3/16in.	1 2 3/16in.	-	1 1/2in.	10-24 x 1in. (2)	17
2164-1VTN-P	App. Pull	Vintage Nickel	Zinc	12in.	13 3/8in.	3/4in.	1 1 3/16in.	1 2 3/16in.	-	1 1/2in.	10-24 x 1in. (2)	17
2037-1WVB-P	App. Pull	Weathered Verona Bronze	Zinc	12in.	13 3/8in.	3/4in.	1 1 3/16in.	1 2 3/16in.	-	1 1/2in.	10-24 x 1in. (2)	17
2045-1BPN-P	Pull	Brushed Nickel	Zinc	160mm	7 5/16in.	9/16in.	1 1/2in.	1 2 3/16in.	-	7/8in.	8-32 x 1in. (2)	17
2048-1055-P	Pull	Matte Black	Zinc	160mm	7 5/16in.	9/16in.	1 1/2in.	1 2 3/16in.	-	7/8in.	8-32 x 1in. (2)	17
2154-1MDB-P	Pull	Modern Brushed Gold	Zinc	160mm	7 5/16in.	9/16in.	1 1/2in.	1 2 3/16in.	-	7/8in.	8-32 x 1in. (2)	17
2044-10VB-P ◀	Pull	Verona Bronze	Zinc	160mm	7 5/16in.	9/16in.	1 1/2in.	1 2 3/16in.	-	7/8in.	8-32 x 1in. (2)	17
2162-1VTN-P	Pull	Vintage Nickel	Zinc	160mm	7 5/16in.	9/16in.	1 1/2in.	1 2 3/16in.	-	7/8in.	8-32 x 1in. (2)	17
2047-1WVB-P	Pull	Weathered Verona Bronze	Zinc	160mm	7 5/16in.	9/16in.	1 1/2in.	1 2 3/16in.	-	7/8in.	8-32 x 1in. (2)	17
4076-1BPN-P	Pull	Brushed Nickel	Zinc	6in.	7 3/8in.	1 1/4in.	1 1 1/16in.	1 5/2in.	-	1 1/2in.	8-32 x 1in. (2)	17
4080-1055-P	Pull	Matte Black	Zinc	6in.	7 3/8in.	1 1/4in.	1 1 1/16in.	1 5/2in.	-	1 1/2in.	8-32 x 1in. (2)	17
2155-1MDB-P	Pull	Modern Brushed Gold	Zinc	6in.	7 3/8in.	1 1/4in.	1 1 1/16in.	1 5/2in.	-	1 1/2in.	8-32 x 1in. (2)	17
4075-10VB-P	Pull	Verona Bronze	Zinc	6in.	7 3/8in.	1 1/4in.	1 1 1/16in.	1 5/2in.	-	1 1/2in.	8-32 x 1in. (2)	17
2163-1VTN-P ◀	Pull	Vintage Nickel	Zinc	6in.	7 3/8in.	1 1/4in.	1 1 1/16in.	1 5/2in.	-	1 1/2in.	8-32 x 1in. (2)	17

SPEC DATA

Hearthstone Traditional Premium Display Board 01 (continued)

Part No.	Product Type	Finish	Material	CC	Length	Width	Height/Projection	Hand Clearance	Diameter	Base	Tap/ Screws(Qty)	Page No.
4079-1WVB-P	Pull	Weathered Verona Bronze	Zinc	6in.	7 3/8in.	1 1/16in.	1 1/4in.	1 3/32in.	-	1 1/16in.	8-32 x 1in. (2)	17
2040-1BPN-P	Pull	Brushed Nickel	Zinc	128mm	6 1/4in.	1/2in.	1 7/16in.	1 1/16in.	-	7/16in.	8-32 x 1in. (2)	17
2043-1055-P	Pull	Matte Black	Zinc	128mm	6 1/4in.	1/2in.	1 7/16in.	1 1/16in.	-	7/16in.	8-32 x 1in. (2)	17
2153-1MDB-P	Pull	Modern Brushed Gold	Zinc	128mm	6 1/4in.	1/2in.	1 7/16in.	1 1/16in.	-	7/16in.	8-32 x 1in. (2)	17
2039-10VB-P	Pull	Verona Bronze	Zinc	128mm	6 1/4in.	1/2in.	1 7/16in.	1 1/16in.	-	7/16in.	8-32 x 1in. (2)	17
2161-1VTN-P	Pull	Vintage Nickel	Zinc	128mm	6 1/4in.	1/2in.	1 7/16in.	1 1/16in.	-	7/16in.	8-32 x 1in. (2)	17
2042-1WVB-P	Pull	Weathered Verona Bronze	Zinc	128mm	6 1/4in.	1/2in.	1 7/16in.	1 1/16in.	-	7/16in.	8-32 x 1in. (2)	17
4070-1BPN-P	Pull	Brushed Nickel	Zinc	96mm	4 1 3/8in.	3/8in.	1 3/8in.	6 3/16in.	-	7/16in.	8-32 x 1in. (2)	17
4074-1055-P	Pull	Matte Black	Zinc	96mm	4 1 3/8in.	3/8in.	1 3/8in.	6 3/16in.	-	7/16in.	8-32 x 1in. (2)	17
2152-1MDB-P	Pull	Modern Brushed Gold	Zinc	96mm	4 1 3/8in.	3/8in.	1 3/8in.	6 3/16in.	-	7/16in.	8-32 x 1in. (2)	17
4069-10VB-P	Pull	Verona Bronze	Zinc	96mm	4 1 3/8in.	3/8in.	1 3/8in.	6 3/16in.	-	7/16in.	8-32 x 1in. (2)	17
2160-1VTN-P	Pull	Vintage Nickel	Zinc	96mm	4 1 3/8in.	3/8in.	1 3/8in.	6 3/16in.	-	7/16in.	8-32 x 1in. (2)	17
4073-1WVB-P	Pull	Weathered Verona Bronze	Zinc	96mm	4 1 3/8in.	3/8in.	1 3/8in.	6 3/16in.	-	7/16in.	8-32 x 1in. (2)	17
4064-1BPN-P	Pull	Brushed Nickel	Zinc	3in.	3 1 5/8in.	3/8in.	1 3/8in.	6 3/16in.	-	1 3/16in.	8-32 x 1in. (2)	17
4068-1055-P	Pull	Matte Black	Zinc	3in.	3 1 5/8in.	3/8in.	1 3/8in.	6 3/16in.	-	1 3/16in.	8-32 x 1in. (2)	17
2151-1MDB-P	Pull	Modern Brushed Gold	Zinc	3in.	3 1 5/8in.	3/8in.	1 3/8in.	6 3/16in.	-	1 3/16in.	8-32 x 1in. (2)	17
4063-10VB-P	Pull	Verona Bronze	Zinc	3in.	3 1 5/8in.	3/8in.	1 3/8in.	6 3/16in.	-	1 3/16in.	8-32 x 1in. (2)	17
2159-1VTN-P	Pull	Vintage Nickel	Zinc	3in.	3 1 5/8in.	3/8in.	1 3/8in.	6 3/16in.	-	1 3/16in.	8-32 x 1in. (2)	17
4067-1WVB-P	Pull	Weathered Verona Bronze	Zinc	3in.	3 1 5/8in.	3/8in.	1 3/8in.	6 3/16in.	-	1 3/16in.	8-32 x 1in. (2)	17
4083-1BPN-P	Knob	Brushed Nickel	Zinc	-	1 9/16in.	1 1/8in.	1 1/8in.	3/4in.	-	1 3/16in.	8-32 x 1in. (1)	17
4086-1055-P	Knob	Matte Black	Zinc	-	1 9/16in.	1 1/8in.	1 1/8in.	3/4in.	-	1 3/16in.	8-32 x 1in. (1)	17
2158-1MDB-P	Knob	Modern Brushed Gold	Zinc	-	1 9/16in.	1 1/8in.	1 1/8in.	3/4in.	-	1 3/16in.	8-32 x 1in. (1)	17
4081-10VB-P	Knob	Verona Bronze	Zinc	-	1 9/16in.	1 1/8in.	1 1/8in.	3/4in.	-	1 3/16in.	8-32 x 1in. (1)	17
2166-1VTN-P	Knob	Vintage Nickel	Zinc	-	1 9/16in.	1 1/8in.	1 1/8in.	3/4in.	-	1 3/16in.	8-32 x 1in. (1)	17
4085-1WVB-P	Knob	Weathered Verona Bronze	Zinc	-	1 9/16in.	1 1/8in.	1 1/8in.	3/4in.	-	1 3/16in.	8-32 x 1in. (1)	17

Tailored Traditional Traditional Premium Display Board 01

Part No.	Product Type	Finish	Material	CC	Length	Width	Height/Projection	Hand Clearance	Diameter	Base	Tap/ Screws(Qty)	Page No.
1302-1BPN-P	App. Pull	Brushed Nickel	Zinc	12in.	13in.	1in.	1 1/16in.	1 1/16in.	-	1in.	10-24 x 1in. (2)	17
1305-1055-P	App. Pull	Matte Black	Zinc	12in.	13in.	1in.	1 1/16in.	1 1/16in.	-	1in.	10-24 x 1in. (2)	17
1306-1MDB-P	App. Pull	Modern Brushed Gold	Zinc	12in.	13in.	1in.	1 1/16in.	1 1/16in.	-	1in.	10-24 x 1in. (2)	17
1304-1014-P	App. Pull	Polished Nickel	Zinc	12in.	13in.	1in.	1 1/16in.	1 1/16in.	-	1in.	10-24 x 1in. (2)	17
1303-10VB-P	App. Pull	Verona Bronze	Zinc	12in.	13in.	1in.	1 1/16in.	1 1/16in.	-	1in.	10-24 x 1in. (2)	17
1307-1VTN-P	App. Pull	Vintage Nickel	Zinc	12in.	13in.	1in.	1 1/16in.	1 1/16in.	-	1in.	10-24 x 1in. (2)	17
1296-1BPN-P	Pull	Brushed Nickel	Zinc	224mm	9 5/8in.	1 3/8in.	1 3/8in.	1in.	-	1 3/16in.	8-32 x 1in. (2)	17
1299-1055-P	Pull	Matte Black	Zinc	224mm	9 5/8in.	1 3/8in.	1 3/8in.	1in.	-	1 3/16in.	8-32 x 1in. (2)	17
1300-1MDB-P	Pull	Modern Brushed Gold	Zinc	224mm	9 5/8in.	1 3/8in.	1 3/8in.	1in.	-	1 3/16in.	8-32 x 1in. (2)	17
1298-1014-P	Pull	Polished Nickel	Zinc	224mm	9 5/8in.	1 3/8in.	1 3/8in.	1in.	-	1 3/16in.	8-32 x 1in. (2)	17
1297-10VB-P	Pull	Verona Bronze	Zinc	224mm	9 5/8in.	1 3/8in.	1 3/8in.	1in.	-	1 3/16in.	8-32 x 1in. (2)	17

Tailored Traditional Traditional Premium Display Board 01 (continued)

Part No.	Product Type	Finish	Material	CC	Length	Width	Height/Projection	Hand Clearance	Diameter	Base	Tap/ Screws(Qty)	Page No.
1301-1VTN-P	Pull	Vintage Nickel	Zinc	224mm	9 5/8in.	1 3/8in.	1 3/8in.	1in.	-	1 3/16in.	8-32 x 1in. (2)	17
1290-1BPN-P	Pull	Brushed Nickel	Zinc	160mm	7in.	1 1/16in.	1 3/8in.	1 1/16in.	-	1 1/16in.	8-32 x 1in. (2)	17
1293-1055-P	Pull	Matte Black	Zinc	160mm	7in.	1 1/16in.	1 3/8in.	1 1/16in.	-	1 1/16in.	8-32 x 1in. (2)	17
1294-1MDB-P	Pull	Modern Brushed Gold	Zinc	160mm	7in.	1 1/16in.	1 3/8in.	1 1/16in.	-	1 1/16in.	8-32 x 1in. (2)	17
1292-1014-P	Pull	Polished Nickel	Zinc	160mm	7in.	1 1/16in.	1 3/8in.	1 1/16in.	-	1 1/16in.	8-32 x 1in. (2)	17
1291-10VB-P	Pull	Verona Bronze	Zinc	160mm	7in.	1 1/16in.	1 3/8in.	1 1/16in.	-	1 1/16in.	8-32 x 1in. (2)	17
1295-1VTN-P	Pull	Vintage Nickel	Zinc	160mm	7in.	1 1/16in.	1 3/8in.	1 1/16in.	-	1 1/16in.	8-32 x 1in. (2)	17
1284-1BPN-P	Pull	Brushed Nickel	Zinc	128mm	5 3/4in.	2 3/32in.	1 5/16in.	1 1/16in.	-	2 3/32in.	8-32 x 1in. (2)	17
1287-1055-P	Pull	Matte Black	Zinc	128mm	5 3/4in.	2 3/32in.	1 5/16in.	1 1/16in.	-	2 3/32in.	8-32 x 1in. (2)	17
1288-1MDB-P	Pull	Modern Brushed Gold	Zinc	128mm	5 3/4in.	2 3/32in.	1 5/16in.	1 1/16in.	-	2 3/32in.	8-32 x 1in. (2)	17
1286-1014-P	Pull	Polished Nickel	Zinc	128mm	5 3/4in.	2 3/32in.	1 5/16in.	1 1/16in.	-	2 3/32in.	8-32 x 1in. (2)	17
1285-10VB-P	Pull	Verona Bronze	Zinc	128mm	5 3/4in.	2 3/32in.	1 5/16in.	1 1/16in.	-	2 3/32in.	8-32 x 1in. (2)	17
1289-1VTN-P	Pull	Vintage Nickel	Zinc	128mm	5 3/4in.	2 3/32in.	1 5/16in.	1 1/16in.	-	2 3/32in.	8-32 x 1in. (2)	17
1278-1BPN-P	Pull	Brushed Nickel	Zinc	96mm	4 1/2in.	2 3/32in.	1 5/16in.	1in.	-	2 3/32in.	8-32 x 1in. (2)	17
1281-1055-P	Pull	Matte Black	Zinc	96mm	4 1/2in.	2 3/32in.	1 5/16in.	1in.	-	2 3/32in.	8-32 x 1in. (2)	17
1282-1MDB-P	Pull	Modern Brushed Gold	Zinc	96mm	4 1/2in.	2 3/32in.	1 5/16in.	1in.	-	2 3/32in.	8-32 x 1in. (2)	17
1280-1014-P	Pull	Polished Nickel	Zinc	96mm	4 1/2in.	2 3/32in.	1 5/16in.	1in.	-	2 3/32in.	8-32 x 1in. (2)	17
1279-10VB-P	Pull	Verona Bronze	Zinc	96mm	4 1/2in.	2 3/32in.	1 5/16in.	1in.	-	2 3/32in.	8-32 x 1in. (2)	17
1283-1VTN-P	Pull	Vintage Nickel	Zinc	96mm	4 1/2in.	2 3/32in.	1 5/16in.	1in.	-	2 3/32in.	8-32 x 1in. (2)	17
1272-1BPN-P	Knob	Brushed Nickel	Zinc	-	1 1/4in.	1 1/4in.	1 1/4in.	2 1/32in.	-	1 1/16in.	8-32 x 1in. (1)	17
1275-1055-P	Knob	Matte Black	Zinc	-	1 1/4in.	1 1/4in.	1 1/4in.	2 1/32in.	-	1 1/16in.	8-32 x 1in. (1)	17
1276-1MDB-P	Knob	Modern Brushed Gold	Zinc	-	1 1/4in.	1 1/4in.	1 1/4in.	2 1/32in.	-	1 1/16in.	8-32 x 1in. (1)	17
1274-1014-P	Knob	Polished Nickel	Zinc	-	1 1/4in.	1 1/4in.	1 1/4in.	2 1/32in.	-	1 1/16in.	8-32 x 1in. (1)	17
1273-10VB-P	Knob	Verona Bronze	Zinc	-	1 1/4in.	1 1/4in.	1 1/4in.	2 1/32in.	-	1 1/16in.	8-32 x 1in. (1)	17
1277-1VTN-P	Knob	Vintage Nickel	Zinc	-	1 1/4in.	1 1/4in.	1 1/4in.	2 1/32in.	-	1 1/16in.	8-32 x 1in. (1)	17

Designers' Group Ten Transitional Premium Display Board 01

Part No.	Product Type	Finish	Material	CC	Length	Width	Height/Projection	Hand Clearance	Diameter	Base	Tap/ Screws(Qty)	Page No.
4154-1014-P	App. Pull	Polished Nickel	Zinc	18in.	19 1/4in.	1 1/16in.	1 5/16in.	1 3/16in.	-	1 3/16in.	10-24 x 1in. (2)	19
2036-1014-P	App. Pull	Polished Nickel	Zinc	12in.	13 3/8in.	3/4in.	1 1 3/16in.	1 2 3/16in.	-	1 1/16in.	10-24 x 1in. (2)	19
2046-1014-P	Pull	Polished Nickel	Zinc	160mm	7 5/8in.	5/16in.	1 1/2in.	1 2 3/16in.	-	7/16in.	8-32 x 1in. (2)	19
4141-1014-P	Pull	Polished Nickel	Zinc	6in.	7 3/8in.	1 1/16in.	1 1 1/16in.	1 5/32in.	-	1 1/16in.	8-32 x 1in. (2)	19
4149-1014-P	Pull	Polished Nickel	Zinc	6in.	6 5/8in.	1 1/16in.	1 7/8in.	1 7/32in.	-	9/16in.	8-32 x 1in. (2)	19
2041-1014-P	Pull	Polished Nickel	Zinc	128mm	6 1/8in.	1/2in.	1 7/16in.	1 1/16in.	-	7/16in.	8-32 x 1in. (2)	19
4147-1014-P	Pull	Polished Nickel	Zinc	4in.	4 3/8in.	1/2in.	1 1/4in.	5 1/16in.	-	3/8in.	8-32 x 1in. (2)	19
4140-1014-P	Pull	Polished Nickel	Zinc	96mm	4 1 3/8in.	3/8in.	1 3/8in.	6 3/16in.	-	7/16in.	8-32 x 1in. (2)	19
4144-1014-P	Pull	Polished Nickel	Zinc	96mm	5 1/4in.	5/8in.	1 5/8in.	2 3/32in.	-	7/16in.	8-32 x 1in. (2)	19
4153-1014-P	Pull	Polished Nickel	Zinc	96mm	4 3/8in.	1/2in.	1 3/8in.	3/4in.	-	9/16in.	8-32 x 1in. (2)	19
4139-1014-P	Pull	Polished Nickel	Zinc	3in.	3 1 5/8in.	3/8in.	1 3/8in.	6 3/16in.	-	1 3/16in.	8-32 x 1 3/16in. (2)	19
4148-1014-P	Pull	Polished Nickel	Zinc	3in.	3 1/2in.	1/2in.	1 5/8in.	5 1/16in.	-	3/8in.	8-32 x 1in. (2)	19
4146-1014-P	Cup Pull	Polished Nickel	Zinc	3in.	4 1 1/16in.	1 7/16in.	1 5/8in.	5 3/16in.	-	-	8-32 x 1in. (2)	19

Triangle represents part featured on the board <

SPEC DATA

Designers' Group Ten Transitional Premium Display Board 01 (continued)

Part No.	Product Type	Finish	Material	CC	Length	Width	Height/Projection	Hand Clearance	Diameter	Base	Tap/ Screws(Qty)	Page No.
4142-1014-P ◀	Knob	Polished Nickel	Zinc	-	1 ¾in.	1 ½in.	1 ½in.	¾in.	-	1 ¾in.	8-32 x 1in. (1)	19
4143-1014-P	Knob	Polished Nickel	Zinc	-	-	-	1 ½in.	-	1 ½in.	¾in.	8-32 x 1in. (1)	19
4145-1014-P	Knob	Polished Nickel	Zinc	-	-	-	1 ¾in.	1 ½in.	1 ¾in.	1in.	8-32 x 1in. (1)	19
4150-1014-P	Knob	Polished Nickel	Zinc	-	-	-	1 ¾in.	-	1 ¼in.	1 ½in.	8-32 x 1in. (1)	19
4152-1014-P ◀	Knob	Polished Nickel	Zinc	-	-	-	1 ½in.	-	1 ¾in.	1 ½in.	8-32 x 1in. (1)	19

Meadow Transitional Premium Display Board 01

Part No.	Product Type	Finish	Material	CC	Length	Width	Height/Projection	Hand Clearance	Diameter	Base	Tap/ Screws(Qty)	Page No.
2302-1BPN-P	App. Pull	Brushed Nickel	Aluminum	448mm	19 ¼in.	2 ¾in.	1 ½in.	3 ½in.	-	1 7/32in.	10-24 x 1in. (2)	19
2285-4GPH-P	App. Pull	Graphite	Aluminum	448mm	19 ¼in.	2 ¾in.	1 ½in.	3 ½in.	-	1 7/32in.	10-24 x 1in. (2)	19
2292-4055-P	App. Pull	Matte Black	Aluminum	448mm	19 ¼in.	2 ¾in.	1 ½in.	3 ½in.	-	1 7/32in.	10-24 x 1in. (2)	19
2299-4026-P	App. Pull	Polished Chrome	Aluminum	448mm	19 ¼in.	2 ¾in.	1 ½in.	3 ½in.	-	1 7/32in.	10-24 x 1in. (2)	19
2278-40SG-P	App. Pull	Satin Gold	Aluminum	448mm	19 ¼in.	2 ¾in.	1 ½in.	3 ½in.	-	1 7/32in.	10-24 x 1in. (2)	19
2301-40VB-P	App. Pull	Verona Bronze	Aluminum	448mm	19 ¼in.	2 ¾in.	1 ½in.	3 ½in.	-	1 7/32in.	10-24 x 1in. (2)	19
2308-4BPN-P	Pull	Brushed Nickel	Aluminum	320mm	14 ¾in.	1 ½in.	1 ¾in.	5 ¼in.	-	½in.	8-32 x 1in. (2)	19
2284-4GPH-P	Pull	Graphite	Aluminum	320mm	14 ¾in.	1 ½in.	1 ¾in.	5 ¼in.	-	½in.	8-32 x 1in. (2)	19
2291-4055-P	Pull	Matte Black	Aluminum	320mm	14 ¾in.	1 ½in.	1 ¾in.	5 ¼in.	-	½in.	8-32 x 1in. (2)	19
2298-4026-P	Pull	Polished Chrome	Aluminum	320mm	14 ¾in.	1 ½in.	1 ¾in.	5 ¼in.	-	½in.	8-32 x 1in. (2)	19
2277-40SG-P	Pull	Satin Gold	Aluminum	320mm	14 ¾in.	1 ½in.	1 ¾in.	5 ¼in.	-	½in.	8-32 x 1in. (2)	19
2309-40VB-P	Pull	Verona Bronze	Aluminum	320mm	14 ¾in.	1 ½in.	1 ¾in.	5 ¼in.	-	½in.	8-32 x 1in. (2)	19
2306-4BPN-P ◀	Pull	Brushed Nickel	Aluminum	256mm	11 1 ½in.	1 ½in.	1 ¾in.	5 ¼in.	-	½in.	8-32 x 1in. (2)	19
2283-4GPH-P	Pull	Graphite	Aluminum	256mm	11 1 ½in.	1 ½in.	1 ¾in.	5 ¼in.	-	½in.	8-32 x 1in. (2)	19
2290-4055-P	Pull	Matte Black	Aluminum	256mm	11 1 ½in.	1 ½in.	1 ¾in.	5 ¼in.	-	½in.	8-32 x 1in. (2)	19
2297-4026-P	Pull	Polished Chrome	Aluminum	256mm	11 1 ½in.	1 ½in.	1 ¾in.	5 ¼in.	-	½in.	8-32 x 1in. (2)	19
2276-40SG-P	Pull	Satin Gold	Aluminum	256mm	11 1 ½in.	1 ½in.	1 ¾in.	5 ¼in.	-	½in.	8-32 x 1in. (2)	19
2307-40VB-P	Pull	Verona Bronze	Aluminum	256mm	11 1 ½in.	1 ½in.	1 ¾in.	5 ¼in.	-	½in.	8-32 x 1in. (2)	19
2304-4BPN-P	Pull	Brushed Nickel	Aluminum	160mm	7 ¾in.	1 ½in.	1 ¾in.	5 ¼in.	-	½in.	8-32 x 1in. (2)	19
2282-4GPH-P	Pull	Graphite	Aluminum	160mm	7 ¾in.	1 ½in.	1 ¾in.	5 ¼in.	-	½in.	8-32 x 1in. (2)	19
2289-4055-P ◀	Pull	Matte Black	Aluminum	160mm	7 ¾in.	1 ½in.	1 ¾in.	5 ¼in.	-	½in.	8-32 x 1in. (2)	19
2296-4026-P	Pull	Polished Chrome	Aluminum	160mm	7 ¾in.	1 ½in.	1 ¾in.	5 ¼in.	-	½in.	8-32 x 1in. (2)	19
2275-40SG-P	Pull	Satin Gold	Aluminum	160mm	7 ¾in.	1 ½in.	1 ¾in.	5 ¼in.	-	½in.	8-32 x 1in. (2)	19
2305-40VB-P	Pull	Verona Bronze	Aluminum	160mm	7 ¾in.	1 ½in.	1 ¾in.	5 ¼in.	-	½in.	8-32 x 1in. (2)	19
2099-4BPN-P	Pull	Brushed Nickel	Aluminum	128mm	6 ¾in.	1 ½in.	1 ¾in.	5 ¼in.	-	½in.	8-32 x 1in. (2)	19
2281-4GPH-P	Pull	Graphite	Aluminum	128mm	6 ¾in.	1 ½in.	1 ¾in.	5 ¼in.	-	½in.	8-32 x 1in. (2)	19
2288-4055-P	Pull	Matte Black	Aluminum	128mm	6 ¾in.	1 ½in.	1 ¾in.	5 ¼in.	-	½in.	8-32 x 1in. (2)	19
2295-4026-P	Pull	Polished Chrome	Aluminum	128mm	6 ¾in.	1 ½in.	1 ¾in.	5 ¼in.	-	½in.	8-32 x 1in. (2)	19
2274-40SG-P	Pull	Satin Gold	Aluminum	128mm	6 ¾in.	1 ½in.	1 ¾in.	5 ¼in.	-	½in.	8-32 x 1in. (2)	19
2303-40VB-P ◀	Pull	Verona Bronze	Aluminum	128mm	6 ¾in.	1 ½in.	1 ¾in.	5 ¼in.	-	½in.	8-32 x 1in. (2)	19
2097-4BPN-P	Pull	Brushed Nickel	Aluminum	96mm	5 7/8in.	1 ½in.	1 ¾in.	5 ¼in.	-	½in.	8-32 x 1in. (2)	19
2280-4GPH-P	Pull	Graphite	Aluminum	96mm	5 7/8in.	1 ½in.	1 ¾in.	5 ¼in.	-	½in.	8-32 x 1in. (2)	19
2287-4055-P	Pull	Matte Black	Aluminum	96mm	5 7/8in.	1 ½in.	1 ¾in.	5 ¼in.	-	½in.	8-32 x 1in. (2)	19

Meadow Transitional Premium Display Board 01 (continued)

Part No.	Product Type	Finish	Material	CC	Length	Width	Height/Projection	Hand Clearance	Diameter	Base	Tap/ Screws(Qty)	Page No.
2294-4026-P	Pull	Polished Chrome	Aluminum	96mm	5 7/8in.	1 ½in.	1 ¾in.	5 ¼in.	-	½in.	8-32 x 1in. (2)	19
2273-40SG-P ◀	Pull	Satin Gold	Aluminum	96mm	5 7/8in.	1 ½in.	1 ¾in.	5 ¼in.	-	½in.	8-32 x 1in. (2)	19
2098-40VB-P	Pull	Verona Bronze	Aluminum	96mm	5 7/8in.	1 ½in.	1 ¾in.	5 ¼in.	-	½in.	8-32 x 1in. (2)	19
2310-1BPN-P	Knob	Brushed Nickel	Zinc	-	1 ¾in.	1 ½in.	1 ¼in.	2 7/32in.	-	½in.	8-32 x 1in. (1)	19
2286-4BPN-P	Knob	Graphite	Aluminum	-	1 ¾in.	1 ½in.	1 ¼in.	2 7/32in.	-	½in.	8-32 x 1in. (1)	19
2293-4055-P	Knob	Matte Black	Aluminum	-	1 ¾in.	1 ½in.	1 ¼in.	2 7/32in.	-	½in.	8-32 x 1in. (1)	19
2300-4026-P ◀	Knob	Polished Chrome	Aluminum	-	1 ¾in.	1 ½in.	1 ¼in.	2 7/32in.	-	½in.	8-32 x 1in. (1)	19
2279-40SG-P	Knob	Satin Gold	Aluminum	-	1 ¾in.	1 ½in.	1 ¼in.	2 7/32in.	-	½in.	8-32 x 1in. (1)	19
2311-10VB-P	Knob	Verona Bronze	Zinc	-	1 ¾in.	1 ½in.	1 ¼in.	2 7/32in.	-	½in.	8-32 x 1in. (1)	19

Tempo Transitional Premium Display Board 01

Part No.	Product Type	Finish	Material	CC	Length	Width	Height/Projection	Hand Clearance	Diameter	Base	Tap/ Screws(Qty)	Page No.
1133-2BPN-P	Pull	Brushed Nickel	Steel	768mm	32 ¾in.	½in.	1 ¼in.	2 ½in.	-	¾in.	8-32 x 1in. (2)	19
1132-2BPN-P	Pull	Brushed Nickel	Steel	640mm	27 ¾in.	½in.	1 ¼in.	2 ½in.	-	¾in.	8-32 x 1in. (2)	19
1131-2BPN-P	Pull	Brushed Nickel	Steel	544mm	23 ¾in.	½in.	1 ¼in.	2 ½in.	-	¾in.	8-32 x 1in. (2)	19
1130-2BPN-P	Pull	Brushed Nickel	Steel	448mm	20in.	½in.	1 ¼in.	2 ½in.	-	¾in.	8-32 x 1in. (2)	19
1129-2BPN-P	Pull	Brushed Nickel	Steel	384mm	17 ½in.	½in.	1 ¼in.	2 ½in.	-	¾in.	8-32 x 1in. (2)	19
0838-2055-P	Pull	Black	Steel	320mm	15in.	½in.	1 ¼in.	2 ½in.	-	¾in.	8-32 x 1in. (2)	19
0810-2BPN-P	Pull	Brushed Nickel	Steel	320mm	15in.	½in.	1 ¼in.	2 ½in.	-	¾in.	8-32 x 1in. (2)	19
0828-2MDB-P	Pull	Modern Brushed Gold	Steel	320mm	15in.	½in.	1 ¼in.	2 ½in.	-	¾in.	8-32 x 1in. (2)	19
2006-2026-P	Pull	Polished Chrome	Steel	320mm	15in.	½in.	1 ¼in.	2 ½in.	-	¾in.	8-32 x 1in. (2)	19
0811-20VB-P	Pull	Verona Bronze	Steel	320mm	15in.	½in.	1 ¼in.	2 ½in.	-	¾in.	8-32 x 1in. (2)	19
1128-2BPN-P	Pull	Brushed Nickel	Steel	288mm	13 1 ½in.	½in.	1 ¼in.	2 ½in.	-	¾in.	8-32 x 1in. (2)	19
0836-2055-P	Pull	Black	Steel	256mm	12 7/8in.	½in.	1 ¼in.	2 ½in.	-	¾in.	8-32 x 1in. (2)	19
0808-2BPN-P	Pull	Brushed Nickel	Steel	256mm	12 7/8in.	½in.	1 ¼in.	2 ½in.	-	¾in.	8-32 x 1in. (2)	19
0826-2MDB-P	Pull	Modern Brushed Gold	Steel	256mm	12 7/8in.	½in.	1 ¼in.	2 ½in.	-	¾in.	8-32 x 1in. (2)	19
2017-2026-P	Pull	Polished Chrome	Steel	256mm	12 7/8in.	½in.	1 ¼in.	2 ½in.	-	¾in.	8-32 x 1in. (2)	19
0809-20VB-P	Pull	Verona Bronze	Steel	256mm	12 7/8in.	½in.	1 ¼in.	2 ½in.	-	¾in.	8-32 x 1in. (2)	19
0835-2055-P	Pull	Black	Steel	224mm	11 ¾in.	½in.	1 ¼in.	2 ½in.	-	¾in.	8-32 x 1in. (2)	19
1127-2BPN-P	Pull	Brushed Nickel	Steel	224mm	11 ¾in.	½in.	1 ¼in.	2 ½in.	-	¾in.	8-32 x 1in. (2)	19
0825-2MDB-P ◀	Pull	Modern Brushed Gold	Steel	224mm	11 ¾in.	½in.	1 ¼in.	2 ½in.	-	¾in.	8-32 x 1in. (2)	19
2016-2026-P	Pull	Polished Chrome	Steel	224mm	11 ¾in.	½in.	1 ¼in.	2 ½in.	-	¾in.	8-32 x 1in. (2)	19
0813-20VB-P	Pull	Verona Bronze	Steel	224mm	11 ¾in.	½in.	1 ¼in.	2 ½in.	-	¾in.	8-32 x 1in. (2)	19
0834-2055-P	Pull	Black	Steel	192mm	9 1 ½in.	½in.	1 ¼in.	2 ½in.	-	¾in.	8-32 x 1in. (2)	19
0806-2BPN-P	Pull	Brushed Nickel	Steel	192mm	9 1 ½in.	½in.	1 ¼in.	2 ½in.	-	¾in.	8-32 x 1in. (2)	19
0824-2MDB-P	Pull	Modern Brushed Gold	Steel	192mm	9 1 ½in.	½in.	1 ¼in.	2 ½in.	-	¾in.	8-32 x 1in. (2)	19
2015-2026-P	Pull	Polished Chrome	Steel	192mm	9 1 ½in.	½in.	1 ¼in.	2 ½in.	-	¾in.	8-32 x 1in. (2)	19
0807-20VB-P	Pull	Verona Bronze	Steel	192mm	9 1 ½in.	½in.	1 ¼in.	2 ½in.	-	¾in.	8-32 x 1in. (2)	19
0833-2055-P	Pull	Black	Steel	160mm	8 1 ½in.	½in.	1 ¼in.	2 ½in.	-	¾in.	8-32 x 1in. (2)	19
1126-2BPN-P	Pull	Brushed Nickel	Steel	160mm	8 1 ½in.	½in.	1 ¼in.	2 ½in.	-	¾in.	8-32 x 1in. (2)	19
0823-2MDB-P	Pull	Modern Brushed Gold	Steel	160mm	8 1 ½in.	½in.	1 ¼in.	2 ½in.	-	¾in.	8-32 x 1in. (2)	19

SPEC DATA

Tempo Transitional Premium Display Board 01 (continued)

Part No.	Product Type	Finish	Material	CC	Length	Width	Height/Projection	Hand Clearance	Diameter	Base	Tap/ Screws(Qty)	Page No.
2028-2026-P ◀	Pull	Polished Chrome	Steel	160mm	8 1/16in.	1/2in.	1 1/4in.	25/32in.	-	3/16in.	8-32 x 1in. (2)	19
0812-20VB-P	Pull	Verona Bronze	Steel	160mm	8 1/16in.	1/2in.	1 1/4in.	25/32in.	-	3/16in.	8-32 x 1in. (2)	19
0832-2055-P	Pull	Black	Steel	128mm	7 3/8in.	1/2in.	1 1/4in.	25/32in.	-	3/16in.	8-32 x 1in. (2)	19
0804-2BPN-P	Pull	Brushed Nickel	Steel	128mm	7 3/8in.	1/2in.	1 1/4in.	25/32in.	-	3/16in.	8-32 x 1in. (2)	19
0822-2MDB-P	Pull	Modern Brushed Gold	Steel	128mm	7 3/8in.	1/2in.	1 1/4in.	25/32in.	-	3/16in.	8-32 x 1in. (2)	19
2014-2026-P	Pull	Polished Chrome	Steel	128mm	7 3/8in.	1/2in.	1 1/4in.	25/32in.	-	3/16in.	8-32 x 1in. (2)	19
0805-20VB-P ◀	Pull	Verona Bronze	Steel	128mm	7 3/8in.	1/2in.	1 1/4in.	25/32in.	-	3/16in.	8-32 x 1in. (2)	19
0831-2055-P	Pull	Black	Steel	96mm	6 1/8in.	1/2in.	1 1/4in.	25/32in.	-	3/16in.	8-32 x 1in. (2)	19
0802-2BPN-P ◀	Pull	Brushed Nickel	Steel	96mm	6 1/8in.	1/2in.	1 1/4in.	25/32in.	-	3/16in.	8-32 x 1in. (2)	19
0821-2MDB-P	Pull	Modern Brushed Gold	Steel	96mm	6 1/8in.	1/2in.	1 1/4in.	25/32in.	-	3/16in.	8-32 x 1in. (2)	19
2013-2026-P	Pull	Polished Chrome	Steel	96mm	6 1/8in.	1/2in.	1 1/4in.	25/32in.	-	3/16in.	8-32 x 1in. (2)	19
0803-20VB-P	Pull	Verona Bronze	Steel	96mm	6 1/8in.	1/2in.	1 1/4in.	25/32in.	-	3/16in.	8-32 x 1in. (2)	19
0830-2055-P	Pull	Black	Steel	3in.	5 5/16in.	1/2in.	1 1/4in.	25/32in.	-	3/16in.	8-32 x 1in. (2)	19
0800-2BPN-P	Pull	Brushed Nickel	Steel	3in.	5 5/16in.	1/2in.	1 1/4in.	25/32in.	-	3/16in.	8-32 x 1in. (2)	19
0820-2MDB-P	Pull	Modern Brushed Gold	Steel	3in.	5 5/16in.	1/2in.	1 1/4in.	25/32in.	-	3/16in.	8-32 x 1in. (2)	19
2012-2026-P	Pull	Polished Chrome	Steel	3in.	5 5/16in.	1/2in.	1 1/4in.	25/32in.	-	3/16in.	8-32 x 1in. (2)	19
0801-20VB-P	Pull	Verona Bronze	Steel	3in.	5 5/16in.	1/2in.	1 1/4in.	25/32in.	-	3/16in.	8-32 x 1in. (2)	19
0839-2055-P	Knob	Black	Steel	-	2in.	1/2in.	1 1/4in.	25/32in.	-	3/16in.	8-32 x 1in. (2)	19
2020-2BPN-P	Knob	Brushed Nickel	Steel	-	2in.	1/2in.	1 1/4in.	25/32in.	-	3/16in.	8-32 x 1in. (2)	19
0829-2MDB-P ◀	Knob	Modern Brushed Gold	Steel	-	2in.	1/2in.	1 1/4in.	25/32in.	-	3/16in.	8-32 x 1in. (2)	19
2019-2026-P	Knob	Polished Chrome	Steel	-	2in.	1/2in.	1 1/4in.	25/32in.	-	3/16in.	8-32 x 1in. (2)	19
2018-20VB-P	Knob	Verona Bronze	Steel	-	2in.	1/2in.	1 1/4in.	25/32in.	-	3/16in.	8-32 x 1in. (2)	19

Aspire Transitional Premium Display Board 02

Part No.	Product Type	Finish	Material	CC	Length	Width	Height/Projection	Hand Clearance	Diameter	Base	Tap/ Screws(Qty)	Page No.
2148-1BPN-P	App. Pull	Brushed Nickel	Zinc	18in.	18 3/8in.	1 1/2in.	1 1/4in.	1 3/8in.	-	1/2in.	10-24 x 1in. (2)	21
2149-10BT-P	App. Pull	Brushed Tin	Zinc	18in.	18 3/8in.	1 1/2in.	1 1/4in.	1 3/8in.	-	1/2in.	10-24 x 1in. (2)	21
2140-1055-P	App. Pull	Matte Black	Zinc	18in.	18 3/8in.	1 1/2in.	1 1/4in.	1 3/8in.	-	1/2in.	10-24 x 1in. (2)	21
2134-1MDB-P	App. Pull	Modern Brushed Gold	Zinc	18in.	18 3/8in.	1 1/2in.	1 1/4in.	1 3/8in.	-	1/2in.	10-24 x 1in. (2)	21
2147-1026-P	App. Pull	Polished Chrome	Zinc	18in.	18 3/8in.	1 1/2in.	1 1/4in.	1 3/8in.	-	1/2in.	10-24 x 1in. (2)	21
2150-10VB-P	App. Pull	Verona Bronze	Zinc	18in.	18 3/8in.	1 1/2in.	1 1/4in.	1 3/8in.	-	1/2in.	10-24 x 1in. (2)	21
2145-10BC-P ◀	App. Pull	Brushed Copper	Zinc	12in.	12 7/16in.	1in.	1 1/4in.	1 1/4in.	-	7/16in.	10-24 x 1in. (2)	21
9240-1BPN-P	App. Pull	Brushed Nickel	Zinc	12in.	12 7/16in.	1in.	1 1/4in.	1 1/4in.	-	7/16in.	10-24 x 1in. (2)	21
9241-10BT-P	App. Pull	Brushed Tin	Zinc	12in.	12 7/16in.	1in.	1 1/4in.	1 1/4in.	-	7/16in.	10-24 x 1in. (2)	21
2139-1055-P	App. Pull	Matte Black	Zinc	12in.	12 7/16in.	1in.	1 1/4in.	1 1/4in.	-	7/16in.	10-24 x 1in. (2)	21
2133-1MDB-P	App. Pull	Modern Brushed Gold	Zinc	12in.	12 7/16in.	1in.	1 1/4in.	1 1/4in.	-	7/16in.	10-24 x 1in. (2)	21
9239-1026-P	App. Pull	Polished Chrome	Zinc	12in.	12 7/16in.	1in.	1 1/4in.	1 1/4in.	-	7/16in.	10-24 x 1in. (2)	21
2032-10VB-P	App. Pull	Verona Bronze	Zinc	12in.	12 7/16in.	1in.	1 1/4in.	1 1/4in.	-	7/16in.	10-24 x 1in. (2)	21
2144-10BC-P	Pull	Brushed Copper	Zinc	160mm	6 1/2in.	1 1/16in.	1 1/4in.	1 5/16in.	-	5/16in.	8-32 x 1in. (2)	21
9237-1BPN-P ◀	Pull	Brushed Nickel	Zinc	160mm	6 1/2in.	1 1/16in.	1 1/4in.	1 5/16in.	-	5/16in.	8-32 x 1in. (2)	21
9238-10BT-P	Pull	Brushed Tin	Zinc	160mm	6 1/2in.	1 1/16in.	1 1/4in.	1 5/16in.	-	5/16in.	8-32 x 1in. (2)	21

Aspire Transitional Premium Display Board 02 (continued)

Part No.	Product Type	Finish	Material	CC	Length	Width	Height/Projection	Hand Clearance	Diameter	Base	Tap/ Screws(Qty)	Page No.
2138-1055-P	Pull	Matte Black	Zinc	160mm	6 1/2in.	1 1/16in.	1 1/4in.	1 5/16in.	-	5/16in.	8-32 x 1in. (2)	21
2132-1MDB-P	Pull	Modern Brushed Gold	Zinc	160mm	6 1/2in.	1 1/16in.	1 1/4in.	1 5/16in.	-	5/16in.	8-32 x 1in. (2)	21
9236-1026-P	Pull	Polished Chrome	Zinc	160mm	6 1/2in.	1 1/16in.	1 1/4in.	1 5/16in.	-	5/16in.	8-32 x 1in. (2)	21
2031-10VB-P	Pull	Verona Bronze	Zinc	160mm	6 1/2in.	1 1/16in.	1 1/4in.	1 5/16in.	-	5/16in.	8-32 x 1in. (2)	21
2143-10BC-P	Pull	Brushed Copper	Zinc	128mm	5 7/8in.	1 1/16in.	1 1/4in.	1 5/16in.	-	5/16in.	8-32 x 1in. (2)	21
9234-1BPN-P	Pull	Brushed Nickel	Zinc	128mm	5 7/8in.	1 1/16in.	1 1/4in.	1 5/16in.	-	5/16in.	8-32 x 1in. (2)	21
9235-10BT-P	Pull	Brushed Tin	Zinc	128mm	5 7/8in.	1 1/16in.	1 1/4in.	1 5/16in.	-	5/16in.	8-32 x 1in. (2)	21
2137-1055-P ◀	Pull	Matte Black	Zinc	128mm	5 7/8in.	1 1/16in.	1 1/4in.	1 5/16in.	-	5/16in.	8-32 x 1in. (2)	21
2131-1MDB-P	Pull	Modern Brushed Gold	Zinc	128mm	5 7/8in.	1 1/16in.	1 1/4in.	1 5/16in.	-	5/16in.	8-32 x 1in. (2)	21
9233-1026-P	Pull	Polished Chrome	Zinc	128mm	5 7/8in.	1 1/16in.	1 1/4in.	1 5/16in.	-	5/16in.	8-32 x 1in. (2)	21
2030-10VB-P	Pull	Verona Bronze	Zinc	128mm	5 7/8in.	1 1/16in.	1 1/4in.	1 5/16in.	-	5/16in.	8-32 x 1in. (2)	21
2142-10BC-P	Pull	Brushed Copper	Zinc	96mm	4 1/8in.	1 1/16in.	1 1/4in.	1 5/16in.	-	5/16in.	8-32 x 1in. (2)	21
9231-1BPN-P	Pull	Brushed Nickel	Zinc	96mm	4 1/8in.	1 1/16in.	1 1/4in.	1 5/16in.	-	5/16in.	8-32 x 1in. (2)	21
9232-10BT-P	Pull	Brushed Tin	Zinc	96mm	4 1/8in.	1 1/16in.	1 1/4in.	1 5/16in.	-	5/16in.	8-32 x 1in. (2)	21
2136-1055-P	Pull	Matte Black	Zinc	96mm	4 1/8in.	1 1/16in.	1 1/4in.	1 5/16in.	-	5/16in.	8-32 x 1in. (2)	21
2130-1MDB-P ◀	Pull	Modern Brushed Gold	Zinc	96mm	4 1/8in.	1 1/16in.	1 1/4in.	1 5/16in.	-	5/16in.	8-32 x 1in. (2)	21
9230-1026-P	Pull	Polished Chrome	Zinc	96mm	4 1/8in.	1 1/16in.	1 1/4in.	1 5/16in.	-	5/16in.	8-32 x 1in. (2)	21
2029-10VB-P	Pull	Verona Bronze	Zinc	96mm	4 1/8in.	1 1/16in.	1 1/4in.	1 5/16in.	-	5/16in.	8-32 x 1in. (2)	21
2146-10BC-P	Knob	Brushed Copper	Zinc	-	1 1/4in.	3/4in.	1 3/16in.	6/16in.	-	1 1/16in.	8-32 x 1in. (1)	21
9243-1BPN-P	Knob	Brushed Nickel	Zinc	-	1 1/4in.	3/4in.	1 3/16in.	6/16in.	-	1 1/16in.	8-32 x 1in. (1)	21
9244-10BT-P	Knob	Brushed Tin	Zinc	-	1 1/4in.	3/4in.	1 3/16in.	6/16in.	-	1 1/16in.	8-32 x 1in. (1)	21
2141-1055-P	Knob	Matte Black	Zinc	-	1 1/4in.	3/4in.	1 3/16in.	6/16in.	-	1 1/16in.	8-32 x 1in. (1)	21
2135-1MDB-P	Knob	Modern Brushed Gold	Zinc	-	1 1/4in.	3/4in.	1 3/16in.	6/16in.	-	1 1/16in.	8-32 x 1in. (1)	21
9242-1026-P ◀	Knob	Polished Chrome	Zinc	-	1 1/4in.	3/4in.	1 3/16in.	6/16in.	-	1 1/16in.	8-32 x 1in. (1)	21
2033-10VB-P	Knob	Verona Bronze	Zinc	-	1 1/4in.	3/4in.	1 3/16in.	6/16in.	-	1 1/16in.	8-32 x 1in. (1)	21

Domestic Bliss Transitional Premium Display Board 02

Part No.	Product Type	Finish	Material	CC	Length	Width	Height/Projection	Hand Clearance	Diameter	Base	Tap/ Screws(Qty)	Page No.
2356-1BPN-P ◀	Pull	Brushed Nickel	Zinc	320mm	13 1/2in.	1in.	1 1/2in.	1 1/16in.	-	15/16in.	8-32 x 1in. (2)	21
2410-1055-P	Pull	Matte Black	Zinc	320mm	13 1/2in.	1in.	1 1/2in.	1 1/16in.	-	15/16in.	8-32 x 1in. (2)	21
2359-1MDB-P	Pull	Modern Brushed Gold	Zinc	320mm	13 1/2in.	1in.	1 1/2in.	1 1/16in.	-	15/16in.	8-32 x 1in. (2)	21
2358-1014-P	Pull	Polished Nickel	Zinc	320mm	13 1/2in.	1in.	1 1/2in.	1 1/16in.	-	15/16in.	8-32 x 1in. (2)	21
2408-1SLT-P	Pull	Slate	Zinc	320mm	13 1/2in.	1in.	1 1/2in.	1 1/16in.	-	15/16in.	8-32 x 1in. (2)	21
2357-10VB-P	Pull	Verona Bronze	Zinc	320mm	13 1/2in.	1in.	1 1/2in.	1 1/16in.	-	15/16in.	8-32 x 1in. (2)	21
2352-1BPN-P	Pull	Brushed Nickel	Zinc	224mm	9 3/4in.	13/16in.	1 1/2in.	1 1/16in.	-	15/16in.	8-32 x 1in. (2)	21
2409-1055-P	Pull	Matte Black	Zinc	224mm	9 3/4in.	13/16in.	1 1/2in.	1 1/16in.	-	15/16in.	8-32 x 1in. (2)	21
2355-1MDB-P ◀	Pull	Modern Brushed Gold	Zinc	224mm	9 3/4in.	13/16in.	1 1/2in.	1 1/16in.	-	15/16in.	8-32 x 1in. (2)	21
2354-1014-P	Pull	Polished Nickel	Zinc	224mm	9 3/4in.	13/16in.	1 1/2in.	1 1/16in.	-	15/16in.	8-32 x 1in. (2)	21
2407-1SLT-P	Pull	Slate	Zinc	224mm	9 3/4in.	13/16in.	1 1/2in.	1 1/16in.	-	15/16in.	8-32 x 1in. (2)	21
2353-10VB-P	Pull	Verona Bronze	Zinc	224mm	9 3/4in.	13/16in.	1 1/2in.	1 1/16in.	-	15/16in.	8-32 x 1in. (2)	21
2348-1BPN-P	Pull	Brushed Nickel	Zinc	160mm	7 1/8in.	3/4in.	1 7/16in.	1 1/16in.	-	7/16in.	8-32 x 1in. (2)	21

SPEC DATA

Domestic Bliss Transitional Premium Display Board 02 (continued)

Part No.	Product Type	Finish	Material	CC	Length	Width	Height/Projection	Hand Clearance	Diameter	Base	Tap/ Screws(Qty)	Page No.
2402-1055-P	Pull	Matte Black	Zinc	160mm	7 1/8in.	3/4in.	1 7/16in.	1 1/16in.	-	7/8in.	8-32 x 1in. (2)	21
2351-1MDB-P	Pull	Modern Brushed Gold	Zinc	160mm	7 1/8in.	3/4in.	1 7/16in.	1 1/16in.	-	7/8in.	8-32 x 1in. (2)	21
2350-1014-P	Pull	Polished Nickel	Zinc	160mm	7 1/8in.	3/4in.	1 7/16in.	1 1/16in.	-	7/8in.	8-32 x 1in. (2)	21
2406-1SLT-P	Pull	Slate	Zinc	160mm	7 1/8in.	3/4in.	1 7/16in.	1 1/16in.	-	7/8in.	8-32 x 1in. (2)	21
2349-10VB-P ◀	Pull	Verona Bronze	Zinc	160mm	7 1/8in.	3/4in.	1 7/16in.	1 1/16in.	-	7/8in.	8-32 x 1in. (2)	21
2343-1BPN-P ◀	Pull	Brushed Nickel	Zinc	128mm	5 3/4in.	5/8in.	1 3/8in.	1 1/4in.	-	3/4in.	8-32 x 1in. (2)	21
2401-1055-P	Pull	Matte Black	Zinc	128mm	5 3/4in.	5/8in.	1 3/8in.	1 1/4in.	-	3/4in.	8-32 x 1in. (2)	21
2347-1MDB-P	Pull	Modern Brushed Gold	Zinc	128mm	5 3/4in.	5/8in.	1 3/8in.	1 1/4in.	-	3/4in.	8-32 x 1in. (2)	21
2346-1014-P	Pull	Polished Nickel	Zinc	128mm	5 3/4in.	5/8in.	1 3/8in.	1 1/4in.	-	3/4in.	8-32 x 1in. (2)	21
2405-1SLT-P	Pull	Slate	Zinc	128mm	5 3/4in.	5/8in.	1 3/8in.	1 1/4in.	-	3/4in.	8-32 x 1in. (2)	21
2344-10VB-P	Pull	Verona Bronze	Zinc	128mm	5 3/4in.	5/8in.	1 3/8in.	1 1/4in.	-	3/4in.	8-32 x 1in. (2)	21
2339-1BPN-P	Pull	Brushed Nickel	Zinc	96mm	4 1/2in.	5/8in.	1 3/8in.	1 1/4in.	-	3/4in.	8-32 x 1in. (2)	21
2400-1055-P	Pull	Matte Black	Zinc	96mm	4 1/2in.	5/8in.	1 3/8in.	1 1/4in.	-	3/4in.	8-32 x 1in. (2)	21
2342-1MDB-P	Pull	Modern Brushed Gold	Zinc	96mm	4 1/2in.	5/8in.	1 3/8in.	1 1/4in.	-	3/4in.	8-32 x 1in. (2)	21
2341-1014-P ◀	Pull	Polished Nickel	Zinc	96mm	4 1/2in.	5/8in.	1 3/8in.	1 1/4in.	-	3/4in.	8-32 x 1in. (2)	21
2404-1SLT-P	Pull	Slate	Zinc	96mm	4 1/2in.	5/8in.	1 3/8in.	1 1/4in.	-	3/4in.	8-32 x 1in. (2)	21
2340-10VB-P	Pull	Verona Bronze	Zinc	96mm	4 1/2in.	5/8in.	1 3/8in.	1 1/4in.	-	3/4in.	8-32 x 1in. (2)	21
2360-1BPN-P	Knob	Brushed Nickel	Zinc	-	-	-	1 1/8in.	-	1 3/16in.	1 1/16in.	8-32 x 1in. (2)	21
2399-1055-P	Knob	Matte Black	Zinc	-	-	-	1 1/8in.	-	1 3/16in.	1 1/16in.	8-32 x 1in. (2)	21
2363-1MDB-P	Knob	Modern Brushed Gold	Zinc	-	-	-	1 1/8in.	-	1 3/16in.	1 1/16in.	8-32 x 1in. (2)	21
2362-1014-P	Knob	Polished Nickel	Zinc	-	-	-	1 1/8in.	-	1 3/16in.	1 1/16in.	8-32 x 1in. (2)	21
2403-1SLT-P	Knob	Slate	Zinc	-	-	-	1 1/8in.	-	1 3/16in.	1 1/16in.	8-32 x 1in. (2)	21
2361-10VB-P ◀	Knob	Verona Bronze	Zinc	-	-	-	1 1/8in.	-	1 3/16in.	1 1/16in.	8-32 x 1in. (2)	21

Subtle Surge Transitional Premium Display Board 02

Part No.	Product Type	Finish	Material	CC	Length	Width	Height/Projection	Hand Clearance	Diameter	Base	Tap/ Screws(Qty)	Page No.
1115-1BPN-P	App. Pull	Brushed Nickel	Zinc	18in.	18 7/16in.	2 5/32in.	2 3/32in.	1 3/8in.	-	1 1/32in.	10-24 x 1in. (2)	21
1119-1055-P	App. Pull	Matte Black	Zinc	18in.	18 7/16in.	2 5/32in.	2 3/32in.	1 3/8in.	-	1 1/32in.	10-24 x 1in. (2)	21
1114-1MDB-P	App. Pull	Modern Brushed Gold	Zinc	18in.	18 7/16in.	2 5/32in.	2 3/32in.	1 3/8in.	-	1 1/32in.	10-24 x 1in. (2)	21
1116-1014-P	App. Pull	Polished Nickel	Zinc	18in.	18 7/16in.	2 5/32in.	2 3/32in.	1 3/8in.	-	1 1/32in.	10-24 x 1in. (2)	21
1117-10VB-P	App. Pull	Verona Bronze	Zinc	18in.	18 7/16in.	2 5/32in.	2 3/32in.	1 3/8in.	-	1 1/32in.	10-24 x 1in. (2)	21
1118-1VTN-P	App. Pull	Vintage Nickel	Zinc	18in.	18 7/16in.	2 5/32in.	2 3/32in.	1 3/8in.	-	1 1/32in.	10-24 x 1in. (2)	21
1266-1BPN-P	App. Pull	Brushed Nickel	Zinc	12in.	12 5/8in.	1 1/16in.	1 5/8in.	1 1/16in.	-	5/8in.	10-24 x 1in. (2)	21
1269-1055-P	App. Pull	Matte Black	Zinc	12in.	12 5/8in.	1 1/16in.	1 5/8in.	1 1/16in.	-	5/8in.	10-24 x 1in. (2)	21
1270-1MDB-P ◀	App. Pull	Modern Brushed Gold	Zinc	12in.	12 5/8in.	1 1/16in.	1 5/8in.	1 1/16in.	-	5/8in.	10-24 x 1in. (2)	21
1268-1014-P	App. Pull	Polished Nickel	Zinc	12in.	12 5/8in.	1 1/16in.	1 5/8in.	1 1/16in.	-	5/8in.	10-24 x 1in. (2)	21
1267-10VB-P	App. Pull	Verona Bronze	Zinc	12in.	12 5/8in.	1 1/16in.	1 5/8in.	1 1/16in.	-	5/8in.	10-24 x 1in. (2)	21
1271-1VTN-P	App. Pull	Vintage Nickel	Zinc	12in.	12 5/8in.	1 1/16in.	1 5/8in.	1 1/16in.	-	5/8in.	10-24 x 1in. (2)	21
1260-1BPN-P	Pull	Brushed Nickel	Zinc	224mm	9 3/8in.	1/2in.	1 3/8in.	6 3/16in.	-	7/16in.	8-32 x 1in. (2)	21
1263-1055-P	Pull	Matte Black	Zinc	224mm	9 3/8in.	1/2in.	1 3/8in.	6 3/16in.	-	7/16in.	8-32 x 1in. (2)	21
1264-1MDB-P	Pull	Modern Brushed Gold	Zinc	224mm	9 3/8in.	1/2in.	1 3/8in.	6 3/16in.	-	7/16in.	8-32 x 1in. (2)	21

Subtle Surge Transitional Premium Display Board 02 (continued)

Part No.	Product Type	Finish	Material	CC	Length	Width	Height/Projection	Hand Clearance	Diameter	Base	Tap/ Screws(Qty)	Page No.
1262-1014-P	Pull	Polished Nickel	Zinc	224mm	9 3/8in.	1/2in.	1 3/8in.	6 3/16in.	-	7/16in.	8-32 x 1in. (2)	21
1261-10VB-P	Pull	Verona Bronze	Zinc	224mm	9 3/8in.	1/2in.	1 3/8in.	6 3/16in.	-	7/16in.	8-32 x 1in. (2)	21
1265-1VTN-P ◀	Pull	Vintage Nickel	Zinc	224mm	9 3/8in.	1/2in.	1 3/8in.	6 3/16in.	-	7/16in.	8-32 x 1in. (2)	21
1254-1BPN-P ◀	Pull	Brushed Nickel	Zinc	160mm	6 1 5/16in.	1 5/32in.	1 3/8in.	6 3/16in.	-	1 3/32in.	8-32 x 1in. (2)	21
1257-1055-P	Pull	Matte Black	Zinc	160mm	6 1 5/16in.	1 5/32in.	1 3/8in.	6 3/16in.	-	1 3/32in.	8-32 x 1in. (2)	21
1258-1MDB-P	Pull	Modern Brushed Gold	Zinc	160mm	6 1 5/16in.	1 5/32in.	1 3/8in.	6 3/16in.	-	1 3/32in.	8-32 x 1in. (2)	21
1256-1014-P	Pull	Polished Nickel	Zinc	160mm	6 1 5/16in.	1 5/32in.	1 3/8in.	6 3/16in.	-	1 3/32in.	8-32 x 1in. (2)	21
1255-10VB-P	Pull	Verona Bronze	Zinc	160mm	6 1 5/16in.	1 5/32in.	1 3/8in.	6 3/16in.	-	1 3/32in.	8-32 x 1in. (2)	21
1259-1VTN-P	Pull	Vintage Nickel	Zinc	160mm	6 1 5/16in.	1 5/32in.	1 3/8in.	6 3/16in.	-	1 3/32in.	8-32 x 1in. (2)	21
1248-1BPN-P	Pull	Brushed Nickel	Zinc	128mm	5 9/16in.	7/16in.	1 3/8in.	6 3/16in.	-	3/8in.	8-32 x 1in. (2)	21
1251-1055-P ◀	Pull	Matte Black	Zinc	128mm	5 9/16in.	7/16in.	1 3/8in.	6 3/16in.	-	3/8in.	8-32 x 1in. (2)	21
1252-1MDB-P	Pull	Modern Brushed Gold	Zinc	128mm	5 9/16in.	7/16in.	1 3/8in.	6 3/16in.	-	3/8in.	8-32 x 1in. (2)	21
1250-1014-P	Pull	Polished Nickel	Zinc	128mm	5 9/16in.	7/16in.	1 3/8in.	6 3/16in.	-	3/8in.	8-32 x 1in. (2)	21
1249-10VB-P	Pull	Verona Bronze	Zinc	128mm	5 9/16in.	7/16in.	1 3/8in.	6 3/16in.	-	3/8in.	8-32 x 1in. (2)	21
1253-1VTN-P	Pull	Vintage Nickel	Zinc	128mm	5 9/16in.	7/16in.	1 3/8in.	6 3/16in.	-	3/8in.	8-32 x 1in. (2)	21
1242-1BPN-P	Pull	Brushed Nickel	Zinc	96mm	4 3/8in.	7/16in.	1 5/16in.	1 5/16in.	-	3/8in.	8-32 x 1in. (2)	21
1245-1055-P	Pull	Matte Black	Zinc	96mm	4 3/8in.	7/16in.	1 5/16in.	1 5/16in.	-	3/8in.	8-32 x 1in. (2)	21
1246-1MDB-P	Pull	Modern Brushed Gold	Zinc	96mm	4 3/8in.	7/16in.	1 5/16in.	1 5/16in.	-	3/8in.	8-32 x 1in. (2)	21
1244-1014-P ◀	Pull	Polished Nickel	Zinc	96mm	4 3/8in.	7/16in.	1 5/16in.	1 5/16in.	-	3/8in.	8-32 x 1in. (2)	21
1243-10VB-P	Pull	Verona Bronze	Zinc	96mm	4 3/8in.	7/16in.	1 5/16in.	1 5/16in.	-	3/8in.	8-32 x 1in. (2)	21
1247-1VTN-P	Pull	Vintage Nickel	Zinc	96mm	4 3/8in.	7/16in.	1 5/16in.	1 5/16in.	-	3/8in.	8-32 x 1in. (2)	21
1236-1BPN-P	Knob	Brushed Nickel	Zinc	-	1 1/16in.	3/4in.	1 1/4in.	2 9/32in.	-	1/2in.	8-32 x 1in. (1)	21
1239-1055-P	Knob	Matte Black	Zinc	-	1 1/16in.	3/4in.	1 1/4in.	2 9/32in.	-	1/2in.	8-32 x 1in. (1)	21
1240-1MDB-P ◀	Knob	Modern Brushed Gold	Zinc	-	1 1/16in.	3/4in.	1 1/4in.	2 9/32in.	-	1/2in.	8-32 x 1in. (1)	21
1238-1014-P	Knob	Polished Nickel	Zinc	-	1 1/16in.	3/4in.	1 1/4in.	2 9/32in.	-	1/2in.	8-32 x 1in. (1)	21
1237-10VB-P	Knob	Verona Bronze	Zinc	-	1 1/16in.	3/4in.	1 1/4in.	2 9/32in.	-	1/2in.	8-32 x 1in. (1)	21
1241-1VTN-P	Knob	Vintage Nickel	Zinc	-	1 1/16in.	3/4in.	1 1/4in.	2 9/32in.	-	1/2in.	8-32 x 1in. (1)	21

Premium

by Berenson.

2495 Main Street, Suite 111 Buffalo, NY 14214-2152
Phone: 800.333.0578 | Fax: 716.833.2402
Email: Info@BerensonHardware.com
www.BerensonHardware.com

© 2023 Berenson Corp

23.05
0532-MARK-01

FOLLOW US ON SOCIAL MEDIA!



Scan the QR code for easy access to our social media pages.

